

TABLE OF CONTENTS

SHOW RULES

GR-000 GENERAL RULES

SHOW RULES COMMITTEE	77
GR-010 ELIGIBILITY AND RESPONSIBILITIES OF EXHIBITORS, HANDLERS AND DRIVERS FOR EXHIBITION IN AMHA APPROVED SHOWS	78-79
GR-020 HEIGHT VERIFICATION.....	79-81
GR-025 APPROVAL FOR AMHA SHOWS	82-88
GR-030 OFFICIALS	88-91
GR-035 RIBBONS AND AWARDS	91
GR-040 DRUGS AND ARTIFICIAL APPLIANCES, IRRITANTS AND INHUMANE TREATMENT.....	92-93
GR-045 RING PROCEDURE.....	93-95
GR-050 PROTESTS	95-97

CL-000 CLASS DESCRIPTION AND RULES

CL-005 SHOW DISQUALIFICATIONS	97
CL-010 HALTER CLASS GENERAL RULES	97-100
CL-015 HALTER DIVISION	101
CL-020 SPECIALTY HALTER CLASSES	102
CL-021 SPECIALTY PERFORMANCE CLASSES	103-104
CL-025 PERFORMANCE DIVISION	104-105
CL-030 DRIVING CLASS GENERAL RULES	105-109
CL-034 CLASSIC PLEASURE DRIVING ...	109-110
CL-035 COUNTRY PLEASURE DRIVING	110-112
CL-036 SINGLE PLEASURE DRIVING	112-114
CL-040 ROADSTER DRIVING.....	114
CL-045 FORMAL PARK DRIVING	114-115
CL-046 REINSMANSHIP	115-117
CL-050 MULTIPLE HITCHES.....	117-118
CL-055 OTHER HARNESS CLASSES.....	119
CL-060 OBSTACLE CLASSES HALTER/ DRIVING	119-122
CL-065 HUNTERS & JUMPERS.....	123-126
CL-070 LIBERTY CLASS	127-128
CL-075 OTHER PERFORMANCE CLASSES	128-129
CL-080 SHOWMANSHIP	129-140

YD-000 YOUTH DIVISION

YD-010 REQUIREMENTS.....	141-144
--------------------------	---------

AM-000 AMATEUR DIVISION

AM-010 REQUIREMENTS.....	144-149
--------------------------	---------

SN-000 SPECIAL NEEDS DIVISION

SN-010	REQUIREMENTS.....	150-152
--------	-------------------	---------

PA-000 POINTS, AWARDS AND TITLES

PA-010	SHOW CLASSIFICATIONS	152
PA-015	POINTS.....	152-153
PA-020	GRAND AND RESERVE CHAMPIONS	153-154
PA-025	TITLES AND AWARDS	154-156
PA-026	YOUTH TITLES AND AWARDS ...	156-157
PA-027	AMATEUR TITLES & AWARDS....	157-158
PA-030	RECOGNIZED POINT CLASSES ..	159-163

WS-000 WORLD SHOW AND CHAMPIONSHIP SHOW

WS-005	GUIDELINES	163
WS-010	LOCATION AND DATE.....	163
WS-012	NOTIFICATION	163
WS-015	JUDGES FOR WORLD SHOW.....	163-164
WS-016	CHAMPIONSHIP SHOW JUDGES.....	164
WS-020	OFFICIALS	164
WS-025	JUDGING SYSTEM	164-165
WS-027	ORDER OF GO	165
WS-028	MEASUREMENT OF HORSES.....	165-166
WS-030	CLASSES	166-172
WS-035	WORLD AND CHAMPIONSHIP GRAND CHAMPION HALTER CLASSES.....	172
WS-036	WORLD AND CHAMPIONSHIP GRAND CHAMPION DRIVING CLASSES	172
WS-040	WORLD CHAMPION RIBBONS AND AWARDS.....	172-173
WS-042	CHAMPIONSHIP RIBBONS AND AWARDS.....	173

SHOW RULES OF THE AMERICAN MINIATURE HORSE ASSOCIATION

People's perception is all important. How you present your horses and how the public perceives they are being trained, shown, and cared for will ultimately determine who controls your industry.

NOTE: Each section of the Show Rules has been given the following prefix codes:

- GR - GENERAL RULES
- LO - LICENSED OFFICIALS
- CL - CLASSES
- YD - YOUTH DIVISION
- AM - AMATEUR DIVISION
- SN - SPECIAL NEEDS DIVISION
- PA - POINTS, AWARDS, AND TITLES
- WS - WORLD SHOW

Paragraphs under the major rules have been done in "outline format," with each paragraph under a rule beginning with the letter "A," "B," etc.

GR-000 GENERAL RULES

STANDARD OF PERFECTION (SEE LO-005)

SHOW RULES COMMITTEE

The Show Rules Committee shall consist of eleven (11) Regular members, five (5) members who have been retained from the previous three years from which a chairman shall be selected by those remaining members. The six (6) newly elected members may or may not be previous members. The nominations for these remaining six (6) positions will be made and elected by the membership present at the Annual Meeting. Committee members must attend the Show Rules Committee meeting held at the Annual Convention, mid-year Board Meeting, and the World Championship Show in order to be eligible for the committee the next year. Failure to attend both the mid-year workshop meeting and the World Championship Show may result in dismissal. If a vacancy arises, the committee will fill the vacancy by appointment at the discretion of the committee. (Amended 02-11, effective 01-12)

AMENDMENTS

These show rules may be amended at any Annual Meeting of the Association as per Article XIV of the Bylaws.

GR-010 ELIGIBILITY AND RESPONSIBILITIES OF EXHIBITORS, HANDLERS, AND DRIVERS FOR EXHIBITION IN AMHA- APPROVED SHOWS

- A. All AMHA shows are open to any horses registered with AMHA whose exhibitor is able to prove valid registration.
- B. To enter an AMHA approved show, the exhibitor must use the complete name and number of the animal as it is shown on the horse's registration certificate. No substitutions or changes are acceptable. Horses shown under false identity will be automatically and immediately disqualified by the show management. The protest fee is waived. Entry forms must be completely filled out at all shows and must not be accepted by the show management until all information has been listed, copies of the registration papers received, and the entry blank signed by the exhibitor. Amateur and Youth exhibitors will be required to submit a copy of their current Amateur or Youth cards with horse show entries. Gelded status must be reflected on registration certificate for horse to be shown in any AMHA class. (Amended 06-03, effective 01-04)
(Amended 02-04, effective 01-05)
- C. Any person who makes payment with a non-negotiable check or money order or refuses to pay an entry fee, stall fee, or any other fees or charges in connection with participation in any AMHA approved show, may be subject to disciplinary action pursuant to the rules of the Association. The offender is ineligible to show at any AMHA Show until such indebtedness is settled.
(Amended 02-04, effective 01-05)
- D. Horses may be shown if the exhibitor furnishes proof that the registration application has been received in the AMHA office with all requirements met prior to the show. Show chairman shall accept as proof only a signed statement from the AMHA office or oral verification from the AMHA office to show chairman that the horse can be shown.
- E. Owners, trainers, agents, and exhibitors must be aware of current AMHA show rules and if in doubt receive clarification from the Show Rules Committee.
- F. No horse may be shown before a judge that has been sold by said Judge or by his/her employer within a period of 90 days prior to the show.
- G. No Judge's trainer nor any of the judge's trainer's clients may compete as exhibitors in any show unless the relationship has been terminated at least 90 days prior to the show.
- H. No clients of a member of the judge's family or business clients of a judge may compete as an exhibitor in a show

unless the relationship is terminated at least 90 days prior to the show.

- I. Judge's family members are ineligible to show under that judge. See YD-010 C for definition of family.
- J. No horse may be shown before a judge that has been trained by the Judge within the period of 90 days prior to the show. This rule excludes clinics and/or seminars
- K. No one may show before a judge who has remunerated the exhibitor for the board or training, excluding clinics and seminars, of any horse for horse show purposes within a period of 90 days prior to the competition. Stud fees and broodmare fees are excluded.
- L. No one may show before a judge from whom he has leased a horse unless the lease is terminated 90 days prior to the competition.
- M. No one shall approach a judge during the show in any fashion (e-mail, text, phone, etc.) with regard to a decision unless he/she first obtains permission from the show official, who shall arrange an appointment with the judge at a proper time and place.
(Amended 02-11, effective 01-12)
- N. If a horse is presented to a judge by a person the judge knows is ineligible to compete under these rules, the judge must advise the show manager that he/she believes the entry to be ineligible and request that the entry be excused. In any class if a horse or exhibitor is ineligible to show under one judge, then that exhibitor or horse is ineligible to show under each and every judge in that class.
- O. Any violation of rules pertaining to GR-010 will go to the Executive Committee.

GR-020 HEIGHT VERIFICATION

- A. No Miniature Horse shall exceed 34 inches in height.
 - Weanlings must not exceed 30 inches.
 - Yearlings must not exceed 32 inches.
 - Two-year-olds must not exceed 33 inches.The show age of the horse is determined from January 1 preceding its birthday.
- B. Horse's height must be verified on a hard, level surface, preferably concrete or paved, in a public place, by a show official and witnessed by a recording official of the show. No person with horses being shown competing in the show may be a measuring official at the show. (Amended 02-11, effective 01-12)

The measuring device used to measure the first horse must be used to measure all the horses. A standard measurement stick is a straight, stiff, unbendable stick (metal) that is

equipped with a bullseye, plumb bob or a spirit level to make sure that the standard is perpendicular to the ground and that the cross piece or arm is parallel with the ground surface.

- C. Management shall announce the time and place for height verification.
- D. To receive an exhibitor's number, the horse must be measured and have height recorded on the entry sheet by the person measuring horses or by his designee.
- E. The height verification of the Miniature Horse shall be determined by measuring the vertical distance from the base of the last hairs of the mane to the ground with the front two (2) legs vertical and in line with or parallel to the measuring device, and the back of the hocks in a vertical line with the horse's buttocks. The last hairs of the mane refers to the last coarse (longer) hair of the horse's mane. Any softer body hair, left longer so as to be considered as an extension of the mane, should be differentiated from mane hair and should not be included as part of the mane when measuring. The horse's head and neck shall be in a natural position, facing forward, with the nostrils lower than the eyes. The animal must stand squarely on all four (4) feet. No height allowance will be made for excessive foot. After the horse is set up for measuring by the handler, said handler may not touch the horse, i.e. stretching the head up forward, moving the feet; touching the back or pressing down on any part of the back until the measurer removes the measuring stick.
(Amended 02-03, effective 01-04)
(Amended 02-10, effective 01-11)

If an animal does not meet the desired height, the handler has the right to request a second measurement. Upon repositioning the animal and the measuring stick a second measurement will be made. If the second measurement is still not acceptable a third measurement is allowed. Note: Only one reading is permitted with each measurement. The third measurement is final and will be recorded as the official height. If after the first or second measurement, it is obvious the animal needs to be trimmed, the handler should be advised that the third measurement is final and that any alteration to the animal's feet should be made prior to that measurement. A horse that has to be remeasured must be sound. The measuring process will result in a final measurement. (Amended 02-07, effective 01-08)

CLARIFICATION 12-05-09: "The Official Show Measurer will not attempt to measure the horse until the handler has set the horse, per Show Rule GR-020, and is positioned near the horse, in a kneeling or standing position, not touching the horse with any part of his/her body, and advises the measurer the horse is ready to be measured. The Official Measurer will then attempt to measure the horse. During the measuring process, if the handler touches the horse, the

attempt to measure will be stopped, and the handler will be advised the horse cannot be touched during the measuring process.”

- F. It is mandatory for Show management to provide the signed Final Height Measurement List from all AMHA approved shows to the AMHA Office with Show Results. This list will be retained in the AMHA Office. Signatures must be: Measurer and Show Manager.
(Amended 02-12, effective 01-13)
- G. 1. A permanent measurement card may be issued for horses 60 months and older when measured by a certified measurer at both a Championship Show and the World Show in the same show year providing the horse measure is 34” and under per AMHA Rules. If the measurements at the 2 shows are different the higher measurement will be used.
2. Owner must request this card prior to measurement at the earlier show by completing a Permanent Measurement Card request form to the AMHA office. This form will be signed by the official measurer at both shows and returned to the AMHA office for a Permanent Card to be issued from the Show Department.
3. This card will be valid indefinitely at all future AMHA sanctioned shows.
4. The permanent carded horse can still be protested at any future show under the current AMHA Rules or under Rules and Regulations Rule 181 & 182.
5. If a horse receives a permanent measurement card and is sold the permanent measurement card will be passed to the new owner.
6. Fee for card to be \$25.00 dollars and fee to replace a lost card to also be \$25.00 dollars.
7. Penalty: If protested and the horse measures over its permanent carded height the card is revoked and must be measured at all future shows. Can reapply for a permanent card the following year.
(Amended 02-13, effective 01-14)
- H. Protest concerning Height, see GR-050-C.
- I. Any horse showing evidence of the use of any drugs, sedatives or stimulants to produce deceptive height will be refused measurement until such time as the Measurement Team sees no sign or effects of said drugs or stimulant use.
(Amended 02-10, effective 01-11)

GR-025 APPROVAL FOR AMHA SHOWS

Organizations or individuals wishing to stage or sponsor an approved AMHA show (each judge is considered a separate show for the purpose of accruing/accumulating points) must complete the following procedures to obtain approval if their results are to be recognized by the AMHA. Approval must be obtained every year and does not carry over from year to year. Effective January 1, 1996, all judges of AMHA approved shows shall be AMHA approved judges, in good standing, and carded as such. (Amended 02-11, effective 01-12)

The American Miniature Horse Association Show Manager's manual is available to all recognized show managers and sanctioned clubs. A list of all AMHA Approved and Senior Judges will be sent with each Show Manager's Manual or will be available upon request from Show Managers or an AMHA sanctioned club. (Amended 12-6-03, effective 01-04)

A. To reserve a show date, the certified Show Manager/Club President must submit to the AMHA office, postmarked at least 60 days prior to the first proposed show date, an Application for Reservation of Date which shall be correctly and entirely completed in all details. Forms are available from the AMHA office. Effective 1997, it is mandatory all show managers must successfully complete a show manager's test each year before their Show Manager certifications and show approvals are granted, except as otherwise approved by the office. (Amended 02-11, effective 01-12)

B. To obtain approval, the certified Show Manager seeking approval must submit to the AMHA office, postmarked at least 45 days prior to the first show date, an Application for Approval which shall be correctly and entirely completed in all details, appropriate show approval fee/per judge (see Fee Schedule), and a complete typed premium list showing all classes, judges' names, show dates and times, and any instructions to exhibitors. AMHA approval must be received before the show premium is printed. Disregarding this process will result in a \$50 fee. Application forms are available from the AMHA office and on the AMHA Website. (Amended 6-12-04, effective 01-05)
(Amended 02-06, effective 01-07)
(Amended 08-10, effective 01-11)
(Amended 02-11, effective 01-12)

C. To be approved a show must offer these MINIMUM classes:
Halter Classes: (See CL-015 (A), (B), & (C) for divisions)
7 junior mare classes
7 junior stallion classes
2 junior gelding classes
4 senior mare classes
4 senior stallion classes
3 senior gelding classes

Grand and Reserve Champion:

- Grand and Reserve Champion Junior Stallion
- Grand and Reserve Champion Junior Mare
- Grand and Reserve Champion Senior Stallion
- Grand and Reserve Champion Senior Mare
- Grand and Reserve Champion Junior Gelding
- Grand and Reserve Champion Senior Gelding

Youth Classes (See PA-030-D for divisions):

- 2 youth exhibiting mare
- 2 youth exhibiting gelding
- 3 youth showmanship classes
- 1 youth performance class

Special Needs Classes (See PA-030-F for divisions)

- 1 Youth Special Needs Halter Class
- 2 Adult Special Needs Halter Class
- (May offer other showmanship or performance classes.) (Amended 02-08, effective 01-09)

Amateur Classes (See PA-030-E for divisions):

- 1 amateur exhibiting stallion
- 1 amateur exhibiting mare
- 1 amateur exhibiting gelding
- 1 amateur showmanship
- 1 amateur performance class
- AOTE Stallion
- AOTE Gelding
- AOTE Mare
- 1 AOTE driving class
- (Amended 02-09, effective 01-10)

Effective 1998 Level 1 and 2 Amateur Halter Classes are optional at all local shows and are required at Championship and World Championship Shows.

Performance Classes:

- Open Single Pleasure Driving 32" & Under
- Open Single Pleasure Driving over 32" - 34"
- Open Roadster Driving
- Open Country Pleasure Driving 32" & Under
- Open Country Pleasure Driving over 32 - 34"
- 1 other performance class (may offer more)

Effective 1999 Level 1 and 2 Amateur Single Pleasure Driving and Amateur Country Pleasure Driving are optional at all local shows and are required at Championship and World Championship shows.

D1. Hardship Show Approval:

State and County Fairs, All-Breed shows, and major Stock shows managed by said officials of those organizations or associations, AMHA approved Clubs or State and County Districts requesting a deviation from the MINIMUM class requirements shall be considered for show approval by the AMHA Show Department. For approval, an Application for

Hardship approval must be sent and the following classes must be offered:

(Amended 02-20-04, effective 01-05)

- 1 Senior gelding class
 - 1 Junior gelding class
 - 1 class for weanling and yearling mares
 - 1 class for two-year-old mares
 - 1 class for weanling and yearling stallions
 - 1 class for two-year-old stallions
 - 1 class for senior mares 32" and under
 - 1 class for senior mares over 32" up to and including 34"
 - 1 class for senior stallions 32" and under
 - 1 class for senior stallions over 32" up to and including 34"
 - Grand and Reserve Champion Junior Mare
 - Grand and Reserve Champion Junior Stallion
 - Grand and Reserve Champion Junior Gelding (1st and 2nd place winners in Junior Gelding Class)
 - Grand and Reserve Champion Senior Gelding (1st and 2nd place winners in Senior Gelding Class)
 - Grand and Reserve Champion Senior Mare
 - Grand and Reserve Champion Senior Stallion
 - 2 performance classes
- All other halter and performance classes are optional.

To be approved as an "International Show or Special Event", the following classes must be offered:

- 1 class for stallions all ages
 - 1 class for mares all ages
 - 1 class for geldings all ages
 - Grand and Reserve Champion Miniature
 - 2 performance classes
- Other halter and performance classes are optional.
All other AMHA rules apply.

D2. -AMHA Youth Performance Events

The following classes must be offered in approved AMHA Age Spilts

1. Halter Obstacle
2. Driving Obstacle
3. Hunter
4. Jumper

(Amended 02-11, effective 01-12)

D3. AMHA Community Shows (limited to one (1) day

The following Open classes shall be required:

- 1 class for stallions, all ages and heights*
- 1 class for mares, all ages and heights
- 1 class for geldings, all ages and heights
- Grand and Reserve Champion Miniature at Halter**(non-pointed)
- 1 Halter Obstacle class
- 1 Obstacle Driving class
- 1 Pleasure (Single, Country or Classic) Driving class
- 1 Hunter class
- 1 Jumper class

Grand and Reserve Champion Performance Horse*** (non-pointed)

*In Youth only shows, the stallion halter class shall not be offered: it may be replaced by a Showmanship or other recognized AMHA Youth class.

**First and second place winners from the stallion, mare and gelding halter classes.

***Based on points earned, as per the AMHA rule book regarding horses actually competing, in offered performance classes.

Additional classes, such as Youth and/or Amateur in Open shows, may be added at the discretion of the show manager, so long as such classes do not extend the show beyond the one-day time period.

As per AMHA show rules, no horse shall be penalized if it is shown without clipping and/or balding.

For the purpose of recording points, show managers "must" provide the AMHA office with accurate information on the age and height of all horses to ensure awarding AMHA points in the appropriate halter/performance classes. It is recommended this be accomplished by requiring the exhibitor to indicate on all entry forms those classes for which the horse qualifies for points as listed in the AMHA rule book. (Amended 02-11, effective 01-12)

- E. Amateur and/or Youth Shows: Shows applying for Amateur/ Youth Show approval may offer only Amateur and Youth classes. Only these classes will garner AMHA points. Qualifications for exhibitors would be the same as stated in AM-010 and YD-010. (See PA-030 D & PA-030 E for recognized point classes.) (Amended 11-23-02, effective 01-03)
- F. Performance Only Shows: Such shows would offer performance classes only. A minimum of 20 AMHA-approved performance classes must be offered to qualify for AMHA show approval. Performance only shows must offer:
 - 1. Open Single Pleasure Driving 32" & Under
 - 2. Open Single Pleasure Driving Over 32" - 34"
 - 3. Open Roadster
 - 4. Open Obstacle Driving
 - 5. Hunter
 - 6. Jumper
 - 7. Open Halter Obstacle
 - 8. Liberty (if facility complies with CL -070A)
 - 9. Open Country Pleasure Driving 32" & Under
 - 10. Open Country Pleasure Driving Over 32" - 34"
- G. Show must be open to all AMHA registered horses and owners who are in good standing.
- H. Entry fee must be specified and any class without an entry fee so stated. No change in entry fee will be permitted after approval has been granted. Violation may cause disqualification of the class. AMHA Office Fees must

be noted on the entry form (see fee schedule for correct charges.)

(Amended 08-10, effective 02-11)

- I. No exhibitor may be required to be a member of any other organization in order to be eligible to show in approved AMHA classes.
- J. An exhibitor cannot be required to pay an entry fee in a halter class to be eligible to show in a performance class and vice-versa.
- K. A show having been approved and held the previous year is considered an established show and has priority to reserve identical dates per calendar year until terminated. The AMHA office must be notified by October 1st of the preceding year.
- L. No show will be approved, excluding state and county fairs, within a 250-mile radius of each other on the same show date.
- M. Local Shows would be allowed to hire only one (1) World Show Judge per show. "Show" is defined as a show having the same name, being held in the same location and on the same weekend. (Amended 02-06, effective 01-07)
- N. No AMHA event will be approved with more than four (4) judges in the ring at one time.
- O. If the application is satisfactory, the office will issue a statement of official approval within fifteen (15) days. If unsatisfactory, the organization will be notified within fifteen (15) days, giving the reason, with the option to correct the application and resubmit it to the office.
- P. Following the show, the results must be entirely complete and returned to the AMHA office within 15 days from the date of the show along with the appropriate AMHA show surcharge per horse per judge (see Fee Schedule). Also a complete list of the registered name, numbers and heights of all horses entered in the show, and all drug testing results done at the show must accompany the show results. The required forms will be supplied by the AMHA office. The AMHA office may accept results on other forms or in different formats if approved in writing by the office in advance. Show Managers will be assessed a \$50.00 fine if prior approval is not received. Failure to pay the fine within 30 days of notification will result in forfeiture of rights to hold future shows. Any shows held within 30 days of the cutoff day for World Championship Show qualifications must submit the results, fees, lists and be received in the AMHA office within five (5) days from the last day of the show.
(Amended 12-01, effective 01-02)
(Amended 07-02, effective 01-03)
(Amended 08-10, effective 01-11)

- Q. If the results are approved, the AMHA office will issue a statement of acceptance. If not, the show chairman will be notified with the option to correct the errors, or appeal to the Board of Directors. Show managers will be assessed a \$10.00 penalty for each violation of the show rules when show results are submitted and this penalty must be paid within 30 days of notification or result in forfeiture of rights to hold future shows. If a show chairman fails to file the results correctly, within the proper time, it may result in the withdrawal of the approval of that show and any future shows of that manager or organization, as well as the withholding of the points that horses would be entitled to as a result of their placement in the show.
- R. Show results of AMHA approved shows will be posted on the Website of AMHA and each household requesting a printed copy will be charged the appropriate Show Results Fee (see fee schedule). A period of one year from the date of the show will be allowed for a correction of printed show results. After that date, no request for show result corrections will be considered. Exception: Honor Roll placements will not be changed after January 31 for the preceding year. It is the responsibility of the owner of record at the time the horse is exhibited to notify AMHA of any possible errors in show results.
(Amended 02-03, effective 01-04)
(Amended 02-10, effective 02-11)
- S. Any show giving a worthless check to a judge will be denied all privileges of AMHA and the show committee may be liable to action by the Board of Directors.
- T. All judging officials must be listed with his/her location of residence and his/her AMHA judging classification. No other information is to be included in the premium book.
(Amended 02-08, effective 01-09)
- U. Only show managers (chairpersons) may hire or have any contact with the judges for their shows. The hiring of judges by a manager or chairperson constitutes a business relationship for the duration of that show only. (Amended 02-12, effective 01-13)
- V. Before the entry forms are mailed to exhibitors, make sure your entry form contains the following:
1. The location, dates, and starting time of the show (You might include a map, or specific directions to barns, arena, etc. especially at All Breed or Stock Shows and Fairs).
 2. The names of the judge(s) and show manager.
 3. The cost of all entry fees, late entries, stalls, parking hookups, drug fees, or state or county fees.
 4. The last date entries will be accepted without penalty and the last date late entries will be accepted.
 5. The premiums and awards to be given.

6. The complete AMHA approved class schedule with all the correct class descriptions and restrictions. (This would be the list sent with your approval form and approved by AMHA's office)

Make sure your entry lists any problems existing at your show, such as limited stalls, remote parking lots, no trailer parking, no driving facilities, barns distant from show facility or other exhibits which might make showing difficult, such as carnivals, or shared ring with pigs, cows, etc. Also, a description of the arena and stall construction is helpful.

GR-030 OFFICIALS

A. Show Managers (Chairpersons).

1. Any reputable person may act in the capacity of the show manager or chairperson.
2. The show manager shall have the authority to enforce all rules referring to the show.
3. The AMHA Show Office will only receive information or changes from the documented Show Manager/Chairpersons on file regarding any show approval and all communication with the AMHA Show Office must be conducted by the documented Show Manager/Chairperson on file for that show.
(Amended 07-13-02, effective 01-03)
4. The show manager shall have the jurisdiction over preparing and mailing all entry forms, premium lists, and catalogs.
5. The show manager shall not accept additional entries in a class once competition or judging for that class has begun.
6. The show manager shall at all times extend every effort to satisfy the comfort of the horses, the exhibitors, the spectators, and the officials.
7. The show manager shall see that the judge(s) hired for the show receives a schedule of classes, sent at least two (2) weeks prior to the show date.
(Amended 11-10-00, effective 01-02)
8. The show manager shall retain original signed judges placing cards, copy of the show results, receipts for mailing required material to judges, and all entry forms for at least one year so that they may be made available on request by the AMHA office.

B. Ring Stewards

1. Show management must provide an adequate number of competent ring stewards to manage the arena and assist the judges. Any reputable person may act in the capacity of ring steward. The ring stewards must help the judge, not advise him. He/she shall carefully refrain from discussing, or seeming to discuss, the horses or exhibitors with the judge.
2. The ring steward shall act as mediator between the judge and the exhibitors. The judge shall request the ring stewards to move and place horses as he/she advises.

The ring stewards shall allow adequate space between competitors to facilitate good judging and safety.

C. All Officials

1. It is mandatory that show managers, ring stewards and any paid (excluding reimbursement of actual expenses) employees of that show and their immediate families (spouse, mother, father, son, daughter, brother, sister, grandchild, legal ward, in-laws, or solely owned corporations, ranches, or farms) shall not show, or have horses shown that are leased by, leased to, or registered in any of the above persons' names where they are officiating or employed.

(Amended 11-10-00, effective 01-02)

D. Regulations Governing Judges

1. Good judging depends upon a correct observance of the fine points and the selection of the best horses for the purpose described by the conditions of the class. A judge serves three (3) interests: his/her own conscience, exhibitors, and spectators. He/she should make clear that the best horse win. In open classes no discrimination should be made as to youth, amateur, or professional status of the handler. Miniature Horses are bred in many different types. It is very important that the judge is not biased to a Miniature that represents the judge's background, but that the judge place the horses as to the best horse of all types that are exhibited before him/her.
2. Failure of a judge to attend a competition to which he is committed, to perform his duties, or to officiate in the classes to which he is assigned shall constitute cause for disciplinary action, except in cases of extreme emergency.
3. Grounds for removal of an individual from the AMHA list of approved judges shall include, but not be limited to, the following:
 - a. Failure to comply with AMHA rules and regulations.
 - b. Upon suspension from AMHA membership or denial of any privilege thereof, the individual will be removed from the list of approved judges. Upon regaining eligibility for approved judging credentials, the individual may apply for reinstatement after the expiration of one year from the date of his qualification under the current procedures for admission of new applicants.
4. Judges Regulations
 - a. Any judges hired to judge an AMHA show(s) are required to acquaint themselves with the official show rules of the AMHA and must comply with those rules. Judges shall appear for their assignment suitably attired to appear before an audience.
 - b. No person may judge two (2) shows within one hundred fifty (150) miles of each other within sixty (60) days.
 - c. No Judge shall officiate two (2) consecutive times at the same show or contest. The same show or contest

is defined as having the same name and being held in the same location and on the same weekend.

(Amended 11-23-02, effective 01-03)

- d. A judge shall not attend a show, exhibitor's party, or any other activity connected with a show on the day previous to the show at which he/she is officiating. EXCEPTION: Multi-breed shows, stock shows or fairs. A judge would be permitted on the show grounds prior to the AMHA show provided he/she is participating in an activity of another organization or association.
- e. Any judge who is unable to complete his judging assignment after acceptance of such shall timely communicate to the show management the inability to do so, to allow the show manager maximum time in which to seek a suitable replacement.
- f. A judge shall not appear on the show grounds prior to thirty (30) minutes before judging. A judge shall not visit the horse stall area, nor speak with owners, trainers, exhibitors, or owners' representatives nor inspect or discuss any horse entered in the show before the judging, nor shall he/she review the program until after the judging has been completed.
- g. A judge may not exhibit at any competition in which he/she is adjudicating. In the case of an event which includes shows on more than one day with multiple judges, a judge may not exhibit on any of the other days. (Even though there are several shows and judges at one location, it is considered one show for judges.)
- h. Multiple Judge Shows - Judges are not to have any conversation with each other until all judges cards are turned in for that class. Once cards have been turned in by the judges, there shall be no changes in the cards, except for correction of improper recording of an exhibitor number, or under protest.
- i. The AMHA office will be required to supply every AMHA show with official judging cards. These cards will have all class descriptions for the appropriate class imprinted on the official cards.
- j. Judges are required to complete a show evaluation form which gives each judge an opportunity to evaluate the show, management, etc. These forms are distributed to the judges by show management. It is the responsibility of the judges to individually complete these forms and return them to the AMHA office within ten (10) days.(Amended 6-7-03, effective 01-04)
- k. Refer to Section GR-010 E through N for additional rules related to judges.

E. Judge Evaluation

1. AMHA Judge Evaluation Reports are voluntary and shall be made available by show management to each exhibitor at every AMHA-sanctioned show. Only one Judge Evaluation Report per judge is to be completed and turned in per farm or stable. Any misuse of the Judge Evaluation Reports by exhibitors may be considered as unsportsmanlike conduct and reviewed under Rule GR-045-G. Each farm or stable may complete one report per judge per show. If owners of a horse that is being shown by a professional handler are in attendance at a show, they may request a Judge Evaluation Report.
(Amended 07-13-02, effective 01-03)
(Amended 12-6-03, effective 01-04)
2. Judge Evaluation Reports, and instructions for their use, shall be issued to each Show Manager or Show Chairman by the AMHA office. Show Management shall be responsible for making them available to exhibitors.
(Amended 12-6-03, effective 01-04)
3. Show Management shall forward all complete Judge Evaluation Reports and a Show Manager's evaluation of the judge to the AMHA office as part of the show results.
(Amended 12-6-03, effective 01-04)

GR-035 RIBBONS AND AWARDS

- A. All prizes must be awarded with first place through all eligible entries. In all cases first place must be awarded when eligible. The sequence of announcing awards is at the discretion of the Show Manager.
- B. Ribbons and placement to sixth are required. If trophies are given, it is suggested they be awarded for first place in each class, and the Grand and Reserve Champions of each sex and height division, as well as the Supreme Halter Champion(s).
- C. The following is required for ribbons:
 1. Placement to sixth place.
 2. 1st-Blue, 2nd-Red, 3rd-Yellow, 4th-White, 5th-Pink, 6th-Green OR in Canada only 1st-Red, 2nd-Blue, 3rd-White, 4th-Yellow, 5th-Green, 6th-Pink.
 3. Grand Champion - Blue, Red and Yellow or White combination or Purple.
 4. Reserve Champion - Red, Yellow and White or Pink combination or Purple and White combination.

GR-040 DRUGS AND ARTIFICIAL APPLIANCES, IRRITANTS AND INHUMANE TREATMENT

- A. The use of stimulants or depressants or any drug affecting the showing of a horse in halter or performance is strictly forbidden. EXCEPTION: The prescribed dose of therapeutic medication necessary for treatment of an illness or injury per a written declaration of a currently licensed veterinarian. This declaration must be presented to the Show Management prior to the exhibition of that horse. When a positive drug

test is received by the AMHA officials, the hearing procedure as set out in AMHA Rules and Regulations 160-165A will be followed. (Amended 02-06, effective 01-07)

- B. Any horse showing evidence of the use of ginger or other irritants to produce a higher tail carriage than normal shall be disqualified for that class.
- C. Use of switches, artificial tails or manes, and high spoon cruppers are prohibited and shall result in disqualification of the horse for that class.
- D. No horse having had surgery for purely cosmetic purposes will be permitted to show.
- E. No ribbons (exception: forelock & first section of mane hair may be braided with ribbon for the Roadster classes), braids, glitter, stallion tack (excluding bits) or any decorative appurtenances, (excluding tack) are allowed in halter conformation or performance classes. Only braiding of forelock for driving is allowed. Judges will disqualify horses in violation of this rule for the class in which the violation occurred.
Exception: Single Fine Harness, Viceroy, Formal Park Driving, Hunter & Jumper, Halter Obstacle, and Obstacle Driving where braiding of manes and tails is permitted. Costume, Touch of Class, Antique Vehicle Class, and Multiple Hitch classes are excluded from this rule. (Amended 02-08, effective 01-09) (Amended 02-12, effective 1-13)
- F. Horses must not be shod. Use of pads, wedges, chains, weights, weighted ankle boots, elastic bands, shackles or any other artificial appliances that enhance a horse's action will not be allowed on any showgrounds of AMHA-approved shows. Unweighted bell boots, splint boots, or quarter boots for protection may be used in warm up areas only. Un-weighted bell boots are optional in Roadster classes. Evidence of any infraction shall result in disqualification of that horse and that exhibitor for the balance of that show and shall result in the forfeiture of all trophies, ribbons, awards and points won by that horse at that show. AMHA shall be notified of any such disqualification by the show manager when show results are reported.
(Amended 12-6-03, effective 01-04)
(Amended 2-26-05, effective 01-06)
(Amended 12-09, effective 01-10)
(Amended 02-12, effective 01-13)
(Amended 02-13, effective 01-14)
- G. Evidence of any inhumane treatment to a horse including but not limited to blood, whip marks that raise welts or abusive whipping, in or out of the show ring, **and performing sliding stops while driving** shall result in disqualification of that horse and that exhibitor for the balance of that show and shall result in the forfeiture of all trophies, ribbons, awards

and points won by that horse. AMHA shall be notified of any such disqualification by the Show Manager when show results are reported. (Amended 2-21-02, effective 01-03)

1. If at any time a member of the AMHA has been convicted in a criminal court of animal cruelty or inhumane treatment, the AMHA has the right to suspend or cancel said member's membership through actions authorized and carried out under the AMHA Disciplinary procedures including, but not limited to, actions authorized by AMHA Rules 150-176. All registration papers of the horse or horses in question are the sole property of the AMHA and may be revoked. Horses which have been removed by city, county, state, or other government official, as a result of the conviction, and placed up for adoption, shall be considered for reinstatement of the original registration papers for the new owners. Positive identification must be proven in accordance with AMHA Rules and Bylaws by the new owner. Any horse subject to this rule will be DNA tested in accordance with AMHA Rules, and will be inspected and measured by a certified past or present Director before the issuance of the registration. Normal transfer fees and any other required fees must be paid by the new owner. (Amended 02-12, effective 01-13), (Amended 02-14, effective 01-15)
- H. Drug testing on a random basis will be mandatory at all AMHA World Championship Shows and may be required at other shows.
- I. No person shall alter, change, or attempt to hide or enhance the natural color of the body including legs of a horse by dye, bleach, or paint. This rule does not preclude a person from enhancing the natural color of the horse's mane and tail by artificial coloring. Hoofs may be colored. Color enhancements may be used on the head of any horse. Any horse that has been color enhanced beyond the above guidelines must be disqualified for the entire show, and all previous trophies, ribbons, and points will be disallowed for that show.

GR-045 RING PROCEDURE

- A. Dress: It is the tradition of the show ring that all handlers and drivers be correctly attired for the classes. Hats, boots, and long sleeved shirts/blouses or jackets are REQUIRED in all SHOWMANSHIP classes only. Failure to do so will result in disqualification in that class. Management and or officials must bar any entry or person from entering the ring if not suitably attired to appear before an audience. No farm, individual, or horse names or farm logo may be displayed on exhibitor, horse or vehicle, except multiple hitch, draft harness classes. In halter classes, hats, boots, and gloves are optional.
(Amended 12-09, effective 01-10), (Amended 02-14, effective 01-15)

- B. The same exhibitor must handle only the same horse through an entire class.
1. This will include all classes that may be split because of size and World Championship Show classes, which may call for the return of finalists to the ring for final judging. Violation will result in the disqualification of both exhibitor and horse for that class. Exceptions: Liberty, Hunter, Jumper, Obstacle Driving, Halter Obstacle, Multiple Hitch, Championships, and Supreme classes.
 2. Should additional handlers be required due to physical limitations or emergencies, approval must be obtained from the judge(s).
 3. At no time will handler let horse stand unattended except when class calls for it. Once class is called and the gate is opened to enter the ring, the gate will be closed after two (2) minutes has elapsed from the time the first horse/exhibitor enters the ring. (Exception: See Rule WS-027-B) If sufficient entries warrant, the gate may remain open until the last horse/exhibitor enters the ring, as long as there is a continuous flow of entries into the ring. Announcer/Gate Person shall state when timing of two (2) minutes begins. Once class is called and the gate is closed, any horse leaving the arena for any reason is disqualified.
 4. It is the owner/handler/exhibitor's responsibility to be on time for classes. Announcements to barn areas are a management courtesy -- not mandatory.
(Amended 2-26-05, effective 01-06)
- C. Names of horses being exhibited will not be made known to the judge prior to the show. Exhibitors will be issued a number for each horse to be displayed on the back of the handler or on the back of the cart whenever the horse is in the ring. This number will stand for the entire show.
- D. Conduct or coaching designed to distract a horse or otherwise interfere with the showing of an exhibitor's horse will not be tolerated. Offenders will be asked to leave the show area. If the offender is an exhibitor, he/she will be excused from the ring and barred from the show area for the duration of the show. His/her horses, however, may compete.
- E. An unruly horse must be excused from the ring by the judge for safety reasons.
- F. Cruelty, abuse or inhumane treatment of any horse in the show ring or in the stable area will not be tolerated by the show management, and the offender will be barred from the show area for the duration of the show. (see CL-010-F)
- G. Conduct by an exhibitor, trainer, owner, or immediate family member of an unsportsmanlike, abusive, or detrimental nature will not be tolerated by the show management, including but not limited to threatening, abusive, or

intimidating conduct, physical, verbal or written, toward any individual or show official. Any person(s) guilty of such conduct should be reported immediately to management by the judge, steward, or show committee member. The show management must suspend the offender for the duration of that show. Any person accused of such unseemly behavior may appeal his/her case to the Board of Directors, which shall render a decision. If found guilty, such a person may be barred from future participation in AMHA show activity. The Board's decision will be published in the official AMHA publication.

- H. Exhibitors and/or owners may not protest to the judge directly or by inference, the placing of any horse. Any person(s) found guilty by show management of such conduct will be excused from the show and forfeit any awards received at that show, and the right to show in any additional classes at the show. No entry fees will be returned. (Amended 11-00, effective 01-02) (Amended 12-09, effective 01-10)
- I. Halter horses eligible to show in their respective championship classes must show unless excused by the show manager or judge. Non-compliance will result in forfeiture of points won in respective qualifying class. The second place horse would then move to the first position in the championship class. Violation of this rule shall be referred to the Executive Committee. (Amended 11-10-00, effective 01-02)
- J. No class will be allowed to enter the ring after midnight or before 8:00 a.m. at all AMHA-approved shows including the AMHA Championships and World Championship Show without approval of the AMHA Executive Director, or designee. (Amended 12-6-03, effective 01-04)
- K. Classes may not enter the ring in any division until all awards from the previous class have been presented.

GR-050 PROTESTS

- A. All protests shall be handled according to the following:
 - 1. Any protest (excluding height protest) must be made in writing to the show manager or the ring steward not later than one hour after the completion of the last class of the show. The protest shall be accompanied by a \$100.00 deposit, which shall be returned to the protestor in the event the protest is sustained. If a protest is not sustained the \$100.00 protest fee shall go to the profits of the show. (Amended 11-10-00, effective 01-02)
 - 2. Protests shall be adjudicated by a protest committee of three (3) show officials not involved in the dispute.
 - 3. The Protest Committee shall promptly meet and adjudicate the issue, make effective its decision upon the parties in interest and report its determination to all parties. A show Protest Committee may disqualify

a person and/or his/her entries for the duration of the show.

4. The decision of the Protest Committee may be appealed to the AMHA Show Rules Committee with an additional \$100.00 and all copies of paperwork sent to the protestee by the protestor. A second appeal may be made to the AMHA Board of Directors with an additional \$100.00 fee. The decision of the Board of Directors is final.
 5. No protest of approved show rules or Show Rules Committee's previous interpretations of any rule will be allowed on show level.
- B. Horses involved in a protest shall upon request:
1. Be presented within one hour of notification.
 2. Remain in full view of at least one show official, or designated person, until protest is finally resolved.
 3. Horse may not be trimmed, medicated, ridden, exercised, or otherwise altered prior to final resolution of the protest. Any such alteration will result in the disqualification of the animal for the remainder of the competition with forfeiture of all prizes and entry fees paid by the owner.
- C. Protest concerning height:
1. The measurement of a horse may be protested at any time prior to the end of the show so long as the horse is present on the show grounds. The protest must be made in writing accompanied by a \$100 deposit. (Amended 12-07, effective 01-08)
 2. The horse shall be remeasured by a show official other than the show official that measured all animals at the show, and in the presence of the original measurer and at least two (2) other show officials.
 3. If there is no discrepancy in measurements from the first measurement to the measurement after protest, the original measurement stands as official.
 4. All measurements must take place in direct view of the owner/trainer of protested animal, and the individual who filed the protest.
 5. Any animal submitted for an official measurement must show no evidence of lameness. If lameness is determined by the show veterinarian, this shall result in disqualification of the animal for the balance of the competition, and the owner of the animal forfeits fees and winnings for the entire show for the protested animal.

CLARIFICATION BOD 12-05-09:

“An AMHA horse that does not measure within required height constraints for its age group at a show cannot be protested in attempt for further measurement to enter the show. GR-050 pertains to horses in a show and does not apply to horses that do not meet qualification. Under GR-050 horses that have qualified and been accepted in a show can only be protested one time, per show, for a height challenge.”

The rule above is clarifying that if a horse measures out of the

show, it is not considered in the show; therefore it can not be protested.

CL-000 CLASS DESCRIPTION & RULES


CL-005 SHOW DISQUALIFICATIONS

- A. Inheritable deformity
1. If in doubt, the show judge may request the opinion of the show veterinarian. Non-disfiguring blemishes not associated with unsoundness, or injuries which are temporary, should not be penalized unless they impair the general appearance and/or action of the horse.
- B. Cryptorchidism or monorchidism in senior stallions
1. All senior stallions are required to present an Official AMHA Certificate of Veterinary Inspection of Stallion for cryptorchidism or monorchidism to show management prior to showing in an AMHA-approved show. Official AMHA forms for inspection are to be supplied by the AMHA office. Cryptorchidism or monorchidism in senior stallions refers to stallions three (3) years of age or older with one or both testicles not normally descended into the scrotum. Undescended testicles will not be checked for or penalized in horses under three (3) years of age. Certificate of inspection for cryptorchidism and monorchidism must be on file with the show manager. A horse that does not have a form on file or the horse is cryptorchid or monorchid will be disqualified.
(Amended 12-8-01, effective 01-02)
- C. Height
1. No horse shall exceed 34 inches in height.
 2. Weanlings must not exceed 30 inches in height.
 3. Yearlings must not exceed 32 inches in height.
 4. Two-year-olds must not exceed 33 inches in height.


CL-010 HALTER CLASS GENERAL RULES

- A. Horses to be shown in hand at the walk and trot. Horses must also be viewed in motion from the side, and judged on the priority of: 1. Conformation, 2. Quality, 3. Presence, 4. Way of Going, 5. Type.
1. Halter Ring Pattern - All horses are to enter the ring at a walk counter-clockwise on a loose lead to a designated point marked by a cone approximately 20 feet from the gate and then proceed at a trot past judge(s) (to be viewed from the side in motion). Judging will begin at the cone. Line up horses head to tail along the rail. From line-up, walk to judge(s) and trot back to end of line. Either side of the arena may be used. (see diagram next page) Second looks from judge(s) to be from head to tail line-up on rail (see diagram next page).
 2. Classes may not enter the ring until all awards from the previous class are presented.


- E. In the case of two (2) animals being judged equal, the higher placement shall be awarded to the **SMALLER ANIMAL**. In no case, however, shall a smaller horse be placed over a larger horse with better conformation.
- F. No whips, lighters, crops, or any other device(s) detrimental to the well-being of the horse shall be allowed in halter classes. Evidence of any inhumane treatment to a horse, in or out of the show ring, shall result in disqualification of that horse and that exhibitor for the balance of that show and shall result in the forfeiture of all trophies, ribbons, awards, and points for that show. AMHA shall be notified of any such disqualifications by the show manager when show results are reported. (see GR-045-F)
- G. No youth 12 years of age and under may show stallions with the exception of weanling and yearling colts. See YD-010-F.
- H. It is of utmost importance that judges realize that there are several types of Miniature Horses and that in each class the horses are to be judged as to the best horse of all types to be the winner. They should not be prejudiced to the horse of his/her background.
- I. Dress - It is the tradition of the show ring that handlers be correctly attired for the classes. Appropriate dress shall not include shorts, T-shirts or open-toed shoes. Management may at its discretion bar any entry or person from entering the ring if not suitably dressed to appear before an audience.




ACCEPTABLE



ACCEPTABLE



UNACCEPTABLE



UNACCEPTABLE

CL-015 HALTER DIVISION

- A. Classes for both senior mares and stallions must be divided as follows:
1. Over 32" up to and including 34"
 2. Over 30" up to and including 32"
 3. Over 28" up to and including 30"
 4. 28" and under
 5. Grand and Reserve Champion Senior Mare and Stallion
- B. Classes for junior mares and stallions must be divided as follows:
1. Weanlings (foals old enough to be shown without having to take the mare in the show ring with the foal)
 2. Yearlings 28" and under
 3. Yearlings over 28" up to and including 30"
 4. Yearlings over 30" up to and including 32"
 5. Two-year-olds 29" and under
 6. Two-year-olds over 29" up to and including 31"
 7. Two-year-olds over 31" up to and including 33"
 8. Grand and Reserve Champion Junior Mare and Stallion
- C. Classes for geldings must be divided as follows:
- Senior Geldings:
1. Over 32" up to and including 34"
 2. Over 30" up to and including 32"
 3. 30" and under
 4. Grand and Reserve Champion Senior Gelding
- Junior Geldings:
1. Yearling and weanling geldings
 2. Two-year-old geldings
 3. Grand and Reserve Champion Junior Gelding
- D. Supreme Halter Champion (if given)
Those eligible for Supreme Halter Champion are:
1. Grand Champion Junior and Senior Stallion
 2. Grand Champion Junior and Senior Mare
 3. Grand Champion Junior and Senior Gelding
- E. The Champion classes must include first and second place winners from the appropriate classes. All first and second place winners must show in their respective championship class. The junior or senior champion must be selected from the first place winners in its sex division. The second place winner from the class providing the champion and the other first place horses will then be eligible for Reserve Champion. See GR-045 I.
- F. If lack of entries warrants, show management, with the consent of all contestants involved, may combine only age or height classes as needed (points earned in a combined size class will be awarded the size group for which the horse was eligible).

CL-020 SPECIALTY HALTER CLASSES

- A. In color classes, horses are to be judged 80% on the natural color of the horse, and conformation to count 20%. In color classes, horses are to be circled both ways of the ring in order to judge the 80% color. Horses must be lined up, head to tail in the center of the arena, to judge the 20% conformation. If offered the classes must be divided as follows:
1. Multi-color stallions and geldings (limited to Pinto and Appaloosa only)
 2. Solid color stallions and geldings (open to all other colors)
 3. Multi-color mares (limited to Pinto and Appaloosa only)
 4. Solid color mares (open to all other colors)
- B. Broodmares
Mares must be four (4) years and older and must have produced a foal in the current or previous year who is registered with the AMHA.
- C. Group halter classes may be added for interest. Group halter classes must not be judged in motion. The approved AMHA classes are:
- * 1. Produce of Dam - 2 produce, either sex to be shown, dam not to be shown.
 - * 2. Get of sire- 3 get, either sex to be shown, sire not to be shown.
 3. Mare and Foal - must be current year foal.
 4. Three by One Owner - 3 horses owned by the same person, or farm. Each horse in the group is to be judged individually.
 5. Sire and Get - Sire with 2 get to be shown.
 6. Best Matched Pair - one handler per horse.
- * Get of Sire shall have three (3) entries while Produce of Dam shall have two (2) entries entered under the name of the sire or name of the dam; one handler per horse; a separate entry number to be issued to each group of horses. The entry number is to be placed on the lead exhibitor in the group. Emphasis is placed on reproductive likeness, uniformity, quality of breed characteristics, and similarity of conformation. More than one set of entries for sire and dam may be entered in the same class.
- D. Maiden class. Classes may be offered for the maiden horse, one that has not won a first place ribbon in approved AMHA halter classes.

CL-021 SPECIALTY PERFORMANCE CLASSES

VERSATILITY and YOUTH VERSATILITY

A. The horse will perform three (3) disciplines in ONE (1) Class.

Harness Driving

Halter

Hunter (Abbreviated Course)

All three (3) disciplines to be judged equally and combined for final placing. Any horse disqualified from one (1) division is disqualified from the class.

1. There will be one (1) class: Stallion, Geldings and Mares.
2. Each division will be subject to the Open class rule for that division unless otherwise stated in class description.
3. Horse must be three (3) years of age or older.
4. No Youth twelve (12) & under may show a Stallion.
5. One (1) Assistant or Header (**MUST BE AN ADULT**) will be allowed in the arena only for the heading and unharnessing of the horse. Reference Header Rule CL-030-H-4 and YD-010-H.
6. Exhibitor and assistant must be properly attired.
7. Class Procedure:
 - A. Horses will enter the arena at a pleasure trot or a country pleasure trot* then perform a working trot and walk in both directions of the arena. Headers will be asked to enter the arena. Horses will be asked to rein back.
 - B. The call judge will blow a whistle signaling the driver and header, as a team, to remove cart and harness from horse and do any grooming or halter changes. For purpose of safety, the cart must be removed from the horse before the horse is unbridled. Failure to do so; will be disqualification and excused from the arena. Each horse and handler will go to the rail in order of completion. After a two (2) minute time limit the call judge will blow the whistle for time. Any horse not removed from cart or harness will be disqualified. Headers will be asked to exit the arena with cart and harness, in an orderly manner. (Amended 02-13, effective 01-14)
 - C. HORSES ARE TO REMAIN IN THE SAME ORDER FOR THE REST OF THE CLASS AS THEY GO ON THE RAIL, BOTH FOR THE HALTER AND HUNTER PORTIONS.
 - D. Horses will be judged at halter. No teeth will be checked. Horses will line up head to tail for inspection. Horses will not be asked to move.
 - E. Horses will jump a course of three (3) jumps. One (1) left turn to the inside may be demonstrated. Course is to demonstrate horses' style, manner and way of going.

*Cross-over rule CL-035-E does not apply to Versatility

This class will be optional at Local Shows and mandatory at

Championship Shows and the World Show.

Youth Versatility is optional and may be combined at Local Shows, but is mandatory at the Regional Championship and the World Shows as 12 & Under and 13 & over.

(Amended 02-06, effective 01-07)

(Amended 12-07, effective 01-08)

(Amended 02-12, effective 01-13)

CL-025 PERFORMANCE DIVISION

A. The performance classes listed below are the approved AMHA performance classes (complete points list in PA-030-B):

* 1. Open Single Pleasure Driving 32" & Under

* 2. Open Single Pleasure Driving over 32-34"

**** 3. Three-year-old Open Single Pleasure Driving

**** 4. Four-year-old Open Single Pleasure Driving

*** 5. Open Country Pleasure Driving 32" & Under

*** 6. Open Country Pleasure Driving over 32-34"

**** 7. Three-year-old Open Country Pleasure Driving

**** 8. Four-year-old Open Country Pleasure Driving

**** 9. Open Classic Pleasure Driving 32" & Under

**** 10. Open Classic Pleasure Driving over 32-34"

**** 11. Three-year-old Open Classic Pleasure Driving
(Amended 12-20-11, effective 01-12)

**** 12. Four-year-old Open Classic Pleasure Driving
(Amended 12-20-11, effective 01-12)

13. Formal Park Driving

14. Roadster Driving

** 15. Obstacle Driving

** 16. Halter Obstacle

17. Liberty

** 18. Hunter

** 19. Jumper

* These two classes may be combined at the discretion of show management with the consent of all exhibitors.

** A course is considered set once a horse has started the course. There must be no changes made of obstacles or courses in Halter Obstacle, Jumper, Hunter or Obstacle Driving after that time. Course must be the same for all exhibitors once class has started unless exclusion is given for a particular class.

*** These two (2) classes may be combined at the discretion of show management with the consent of all exhibitors.

**** May be combined at local shows and Regional shows, but may not be combined at the World Show.
(Amended 2-13, effective 01-14)

***** These two (2) classes may be combined at the discretion of show management with the consent of all exhibitors
(Amended 02-07, effective 01-08)

B. Classes may be offered in the following divisions:

1. Open - open to all exhibitors

2. Youth - limited to exhibitors 18 and under (see YD-010 for requirements)

3. Adult - limited to exhibitors 19 and older

4. Amateur - limited to amateur exhibitors only (see AM-010 for requirements)
 5. Ladies - limited to ladies 19 and older
 6. Gentlemen - limited to gentlemen 19 and older
 7. Maiden - limited to horse not having won one first place ribbon in that particular AMHA class.
 8. Pleasure Driving may be offered also for:
 - a. Mares to drive
 - b. Stallions to drive
 - c. Geldings to drive
- C. In performance, a single horse can be exhibited by only a single handler per class.
- D. No baiting of performance horses is allowed - Hunter, Jumper, Liberty, Obstacle. Baiting in these classes is a disqualification.
- E. Call judges are required to use a whistle to notify exhibitors of elimination from classes in Halter Obstacle, Obstacle Driving, Hunter, Jumper and Liberty.
- F. Judge(s) shall walk Hunter/Jumper and Halter/Driving Obstacle course with designer and exhibitors. Refer to CL-060 and CL-065.
- G. Front leg wraps and/or boots are permitted in jumping only.
- H. In Halter Obstacle, Hunters, Jumpers and all Showmanship classes, chains may be a part of the lead on the halter but the chain portion cannot be placed in the horse's mouth or over the horse's nose. Violation of this rule will cause disqualification for the class.
(Amended 02-21-02, effective 01-03)
- I. Any exhibitor, trainer of exhibitor, or family member of exhibitor may not be responsible for design of the course.
(Amended 02-09, effective 01-10)
- J. Score sheets are available on the AMHA website for use in judging certain performance classes. These sheets are not mandatory, they are available and suggested for use by the Judges when judging AMHA approved classes. These score sheets outline suggested scoring rules, penalties, faults, plusses, etc. that may be used for scoring AMHA classes in addition to what is outlined in the AMHA Rulebook.

CL-030 DRIVING CLASS GENERAL RULES

- A. Horses to enter ring at a trot. Horses must be serviceably sound and all driving horses must be three (3) years or older. Horses showing evidence of labored breathing, wheezing or "roaring", at the discretion of the judge the horse may be penalized.
(Amended 2-13, effective 1-14)

- B. Drivers should strive to present an appropriate turnout indicated by the balance and pleasing appearance of the combination of horse to vehicle. Factors determining the above include compatibility, size, type of horse, and vehicle. The way of going of a horse may also affect the overall appearance (i.e., a high action horse is more suitable to a formal vehicle, with the lower going, ground covering horse presenting a more pleasing appearance with a suitable pleasure, or country, type vehicle). The horses number should be worn on the back of the driver or on the back of the cart. **Horse is to be shown in a light show harness which would consist of a bridle with bit, blinders and cavesson. A martingale and/or separate check bit are optional. For better visibility, the use of numbers on the side of cart is strongly suggested.** (Amended 02-14, effective 01-15)
- C. The only person to control the horse is the driver, under penalty of disqualification. No change of driver is permitted during any class. (Amended 02-08, effective 01-09)
1. Youth or Special Needs driving classes requiring an accompanying person for safety, (Adult for all Youth classes), requires that the accompanying person remain in the cart at all times until the exhibitor leaves the arena. A separate header will be required for all youth drivers with an accompanying adult. The accompanying adult will not assist the driver verbally or physically. The touching of the driver by hand will constitute assistance. The accompanying adult's hands must remain on the seat, on the cart, or in their own lap. Any assistance will result in automatic disqualification of that entry.
- D. Drivers and their passengers should conform to the type of turnout (i.e., viceroy, formal, pleasure, obstacle, etc.), but should always be neat and clean. Suggested appropriate attire: Gentlemen to wear a hat, coat or jacket, shirt and pants, and tie; ladies to wear a dress, tailored suit, skirt or slacks with blouse, vest or jacket. Hats optional. Gloves and aprons or lap robes are optional in all classes. All exhibitors may choose to wear a helmet instead of a hat. (Amended 2-26-05, effective 01-06)
(Amended 12-09, effective 01-10)
- E. Driving class splits shall be determined by dividing the perimeter of the arena by thirty-six (36) feet per entry. Final placings must be determined by working the leaders of each section. If there are two (2) or more judges, each judge will pick four (4) horses from each section to return for the final drive-off. (Amended 02-07, effective 01-08)
- F. Boots or wraps of any description and ear plugs shall not be used on any horse in the show ring.
- G. An appropriate driving whip shall be carried (in hand or in vehicle) at all times while driving. Failure to do so will result

in disqualification. The overall length of the whip for a single horse should be long enough to reach its shoulder. Excessive length beyond the shoulder is not allowed. For multiple hitch, the whip should be of suitable style and length.

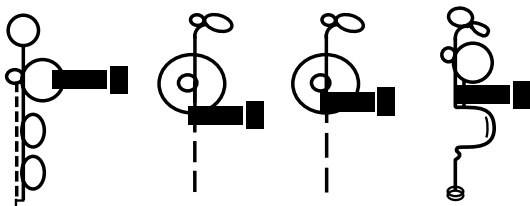
H. Safety

1. No horse shall be left unattended while put to a vehicle. Disqualification for the balance of the show may result at the show manager's discretion.
2. All rules of the road should be observed unless officials direct otherwise. Drivers must drive on the rail at a safe distance behind horse and cart in front. Passing is permissible but the driver should return to the rail as soon as possible.
3. A judge must excuse from competition any unsafe vehicle, equipment, or horse for that class.
4. Headers: A header is an appropriately attired (show attire or unlettered smock with suitable footwear) capable person 13 years of age or over. This attendant shall take NO action that will affect the performance of any Miniature Horse. Only one header is allowed per horse. The header must not have a whip and shall remain at least two (2) paces distant from the head of the horse when the judge is inspecting the horse, and at all other times unless assistance in controlling the horse is needed. Adult (19 years of age or older) headers are mandatory for all youth drivers and optional for all other drivers.
5. Blinders and overchecks or sidechecks are required.
6. No entry may leave the ring after judging has begun without permission from the judge. If an accident or equipment failure occurs which needs medical attention or repair, those involved shall remain in position and all other entries shall move to the center of the arena.
7. During a class, adjustments/**repairs to equipment** may be made upon permission from the judge. A groom may assist with the adjustment without penalty. After judging has begun, no attendant may enter the arena without the permission of the judge. Only one time out per class/per horse once horse has entered the ring. Maximum time not to exceed three (3) minutes. Official time outs must be declared by the judge or judges. More than one time out per exhibitor shall result in disqualification. (Amended 02-14, effective 01-15)
8. In Special Needs Pleasure Driving classes an adult or senior youth (13-18) may accompany the driver. (Amended 02-06, effective 01-07)
9. No youth 12 years of age or under may drive a stallion.
10. All persons involved in driving competition must have safety foremost in their minds.
11. A driver must never allow passengers to enter a vehicle until he/she is seated with the reins in hand and must never dismount while passengers are in the vehicle.
12. It is permissible to talk to your horse(s) in a subdued tone of voice. "Clucks" for starting, "walk on", "trot", "whoa" and "back" are the more accepted terms. Any

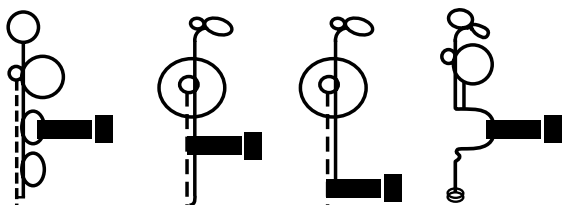
tendency on the part of the driver to shout, whistle, or talk loudly to the horse should be curtailed. In the arena, the less said the better. The driver should strive to control the horse's movements with minimal vocal aids.

- I. In the absence of an adequate* warm-up arena, it is mandatory that a warm-up period of at least five (5) minutes be provided before the first driving class of each grouping of driving classes in the schedule, each day of the show. (Not required for shows granted Hardship Approval).
*Adequate is defined as: Firm packed footing, perimeter fenced, large enough to simulate a driving arena, free from all obstacles, safe for exhibitors.
(Amended 02-10, effective 01-11)
- J. Harness championships are limited to first and second place winners from classes in that division and may be worked off at the discretion and direction of the judge until a Grand and Reserve Champion are selected. Any horse competing is eligible to be Grand or Reserve.
- K. When using a leverage bit (Gig, Liverpool, Buxton, etc.) shown below are the acceptable rein positions, excluding the multiple hitch classes. Unacceptable rein position is a disqualification for the class. Martingales are prohibited with leverage bits.

ACCEPTABLE HALF CHEEKS



UNACCEPTABLE HALF CHEEKS



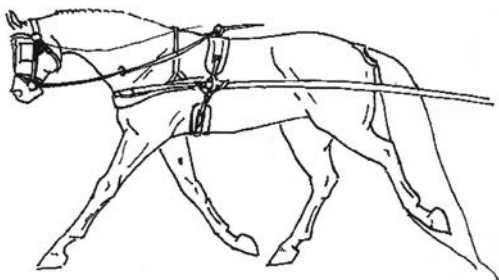
L. Pleasure Driving Standard of Perfection

The depiction, balance line and descriptive paragraph are to be used to define the “ideal” pleasure horse and are in no way intended to eliminate horses not capable of the ideal. Judging criteria is defined by Section “A” in each appropriate section. (Amended 02-11, effective 01-12)

CL-034 CLASSIC PLEASURE DRIVING DIVISION

(Effective 01-1-2010)

The depiction, balance line and descriptive paragraph are to be used to define the “ideal” pleasure horse and are in no way intended to eliminate horses not capable of the ideal. Judging criteria is defined by Section “A”. (Amended 02-11, effective 01-12)



Balance shall be 50% to rear

The ideal CLASSIC PLEASURE DRIVING horse shall be shown with light contact on the reins at all times. Ideally neck carriage should remain low and head set by horse being on the bit and face perpendicular to the ground. Stride should be sweeping and ground covering.

CLARIFICATION: Head carriage should be in the bridle, with poll not lower than the withers and eye of the horse not higher than the withers. Stride flowing with a flat knee, minimal knee and hock action.

A. Classic Pleasure Driving is a single horse driving class, hitched to show cart with either wooden or metal spoke wheels. A Basket is mandatory, a boot is optional. To be judged on the following criteria, in the listed order:

ATTITUDE PARAMOUNT

Settled in the bridle,
smooth gait transitions.

MANNERS PARAMOUNT

No gapping at the bit.
Horse should appear
willing to work.

PERFORMANCE

Steady in each gait and
definite gait changes.

QUALITY

A "pretty" picture with appropriate action for class.

CONFORMATION

As correct for CLASSIC PLEASURE DRIVING.

The ideal CLASSIC PLEASURE DRIVING horse should excel at all of the above items.

B. Class requirements:

Horse to be shown both directions in the arena at the Walk, Pleasure Trot, and the Working Trot. Horse will enter counter clockwise at the Pleasure Trot. Horse will be required to stand quietly and back readily.

C. Gait requirements:


1. WALK: A four beat, flat-footed and ground covering gait.
2. PLEASURE TROT: A two beat diagonal gait. Overall balance as shown above. Horse must demonstrate freedom of movement, be relaxed and easy going, demonstrating impulsion.
3. WORKING TROT: A lengthening of stride from the Pleasure Trot. Horse must demonstrate freedom of movement.

D. The use of a Martingale is optional. (See CL-030-K)

E. A horse that is shown in Classic Pleasure cannot be shown in Country Pleasure or Single Pleasure at the same show.

CL-035 COUNTRY PLEASURE DRIVING

The depiction, balance line and descriptive paragraph are to be used to define the "ideal" pleasure horse and are in no way intended to eliminate horses not capable of the ideal. Judging criteria is defined by Section "A".



Balance should be 60% to rear

The IDEAL Country Pleasure Horse shall be shown with contact on the reins at all times. Stride should be “flowing”, exhibiting knee action and/or reach with hock action while not showing excessive motion (as described in gaits). The horse should be in the bridle with neck carriage comfortable with poll being the highest point and flexion to fit horse’s conformation.

A. Country Pleasure Driving is a single horse driving class, hitched to a two wheel show cart with either wooden or metal spoke wheels. A basket and side check or over check are mandatory, a boot is optional. To be judged on the following criteria, in the listed order:

ATTITUDE AND MANNERS
ARE PARAMOUNT

ATTITUDE

Settled in the bridle,
with smooth gait
transitions.

MANNERS

Horse should appear
willing to work with a
quiet mouth.

PERFORMANCE

Steady in each gait with
definite gait changes.

QUALITY

A “pleasant” picture demonstrating freedom of movement, in the bridle, with impulsion while relaxed and easy going at the pleasure trot. Excessively high action (defined as breaking at the knee level or above) must be penalized. At the working trot the horse exhibits a lengthening of stride resulting in an increase of speed without loss of collection or form.

CONFORMATION
APPEARANCE

Form to function.
Of both equipment and
drivers attire.

B. Class requirements:

Horse is to be shown both directions in the arena at the Walk, Pleasure Trot, and the Working Trot. Horse will enter counter clockwise at the Pleasure Trot. Horse will be required to stand quietly and back readily.

C. Gait requirements:

It is imperative that the horse give the appearance of being a pleasure to drive. A quiet responsive mouth is paramount. All gaits to be performed with willingness, balance and smoothness as per each gait description.

1. Walk: A four beat, flat-footed and ground covering gait.

2. **Pleasure Trot:** A two beat diagonal gait. Overall balance as shown above. Horse must demonstrate freedom of movement, be relaxed and easy going, demonstration impulsion. Excessively high action (defined as breaking at the knee level or above) must be penalized.
3. **Working Trot:** Lengthening of stride from the Pleasure Trot resulting in an increase of speed without loss of form. Horse must demonstrate freedom of movement.

D. The use of a Martingale is optional. (See CL-030K)

E. A horse entered in Country Pleasure Driving may not be shown in either Single Pleasure Driving or Classic Pleasure Driving at the same show.


(Amended 11-10-00, effective 01-02)

(Amended 02-21-02, effective 01-03)

(Amended 02-11, effective 01-12)

CL-036 SINGLE PLEASURE DRIVING

The depiction, balance line and descriptive paragraph are to be used to define the “ideal” pleasure horse and are in no way intended to eliminate horses not capable of the ideal. Judging criteria is defined by Section “A”.



Balance should be 70% to rear

The IDEAL Single Pleasure Horse shall be shown with contact on the reins at all times. The horse should be animated and exhibit presence, while in the bridle, demonstrating a “bold” stride with freedom of movement. The neck carriage should be “up” with the poll being the highest point and flexion to fit horse’s conformation.

A. -Single Pleasure Driving is a single horse driving class, hitched to a show cart with metal spoke wheels. A basket, boot and side check or over check are mandatory. To be judges on the following criteria, in the listed order:

PERFORMANCE AND
QUALITY ARE
PARAMOUNT
PERFORMANCE

Presence and elevation with forward impulsion, steady in each gait with definite gait changes.

QUALITY

A bold picture, demonstrating freedom of movement, while in the bridle, in a collected manner displaying the horse's athletic ability with forward impulsion at a collected trot. At the working trot, the horse exhibits more power, speed and motion. It is performed with a lengthening of stride but no decrease of collection or loss of form.

MANNERS

Horse should appear willing to work with a quiet mouth.

ATTITUDE

Settled in the bridle with, smooth gait transitions.

CONFORMATION

Form to function.

APPEARANCE

Of both equipment and drivers attire.

B. Class requirements:

Horse is to be shown both directions in the arena at the Walk, Collected Trot and Working Trot. Horse will enter counter clockwise at the Collected Trot. Horse will be required to stand quietly and back readily.

C. Gait requirements:

The horse should give an appearance of being a pleasure to drive. Though animated, the horse should be natural and balanced in all gaits.

1. Walk: A four beat gait demonstrating collection.
2. Collected Trot: A two beat diagonal gait. Overall balance as shown above. Horse must demonstrate freedom of movement, while remaining in the bridle. It is executed in a collected manner and should display the horse's athletic ability with forward impulsion.
3. Working Trot: At the Working Trot the horse exhibits more power, speed and motion. It is performed with a lengthened stride but no decrease of collection or loss of form.

- D. The use of a Martingale is optional. (See CL-030-K)
- E. A horse entered in Single Pleasure Driving may not be shown in either Country Pleasure Driving or Classic Pleasure Driving at the same show. (Amended 02-21-02, effective 01-03) (Amended 02-11, effective 01-12)

CL-040 ROADSTER DRIVING

- A. Roadsters shall be shown to a Bike (a two-wheeled cart with stirrups and no basket). Wheel covers are permitted. Harness shall be appropriate to the vehicle. All martingales and unweighted bell boots are optional. The exhibitor must wear colors (cap and jacket to match, patterned after racing silks, no sequins or glitter). All youth exhibitors may choose to wear a helmet instead of a cap. Braiding of horse's forelock and first section of mane hair with ribbon optional. (Amended 2-21-03, effective 01-04) (Amended 02-12, effective 01-13)
- B. Gait requirements: The principal gait requirement for roadsters is the Trot. Horses shall be asked to Trot at three (3) different speeds - the slow Jog Trot, the Road Gait, and at a full extended Drive-On Trot. Horses must not be asked to rein back. A horse that has not demonstrated distinct gaits and smooth transitions (change of gaits) should not be placed over a horse that has demonstrated greater ability but has had a minor or incidental break in gait.
- C. Judging procedure: Roadsters must enter the ring clockwise at a Jog Trot, then show at the Road Gait, turn counter-clockwise at the Jog Trot, show at the Road Gait and Drive-On Trot. Roadster horses should have animation, brilliance, and show ring presence. At all speeds they should work in form with head set and legs working beneath them. At speed the trot should be in balance with long reaching action in front with straight true movement. Pacey or mixed gaited horses that pace or rack will be penalized. Horses should be shown on the rail at all times except when passing. Performance at all three (3) gaits should be considered. When horses are lined up, driver shall not leave his/her vehicle except for necessary adjustments. The driver may, however, uncheck and stand at horse's head when left in center of the ring while part of the class is on the rail for a workout.
- D. Roadster to be judged on performance, speed, quality and manners IN THAT ORDER.

CL-045 FORMAL PARK DRIVING

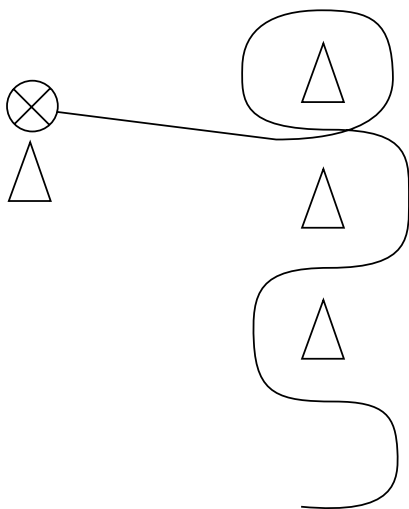
The horse is to give a brilliant performance with style, presence, finish, balance and cadence. To be judged on brilliant performance, presence, quality, manners and conformation

- A. Gait requirements: to be shown both ways of the ring at an Animated Walk and Park Trot. Horses are NOT to be asked to rein back.
 - 1. ANIMATED WALK: A true, cadenced, four-beat walk with horse collected. The motion should be brisk and vigorous with the horse showing animation and brilliance.
 - 2. PARK TROT: Extremely animated, cadenced trot, with impulsion and power. The trot is bold and brilliant with knees and hocks snapping high in expansive and dramatic style, creating an illusion of lightness with the high-stepping action. Neck and head carriage is more elevated than pleasure, more upright from the withers. Loss of form due to excessive speed shall be penalized.
- B. Martingales are optional.

CL-046 REINSMANSHIP

- A. Reinsmanship is shown to a two wheeled vehicle as described in CL-036-A
- B. Entries are judged primarily on the rein handling ability and skill of the driver. 75% of the score is on the handling of the reins and whip, control, posture, and overall working appearance of the driver. 25% is on the condition of the harness and vehicle and neatness of attire. Control is judged by the consistency of movement at various gaits; smooth, rapid gait changes consisting of three to four steps to be in the called gait; accuracy of performing the requested maneuver on the rail or by the complete, symmetrical pattern requested for individual work.
- C. At no time should the horse appear to be out of control or heavily checked up.
- D. Whip must be in hand at all times when the driver is in the ring.
- E. Two methods of reinsmanship performance may be used as chosen by the judges:
 - 1. Drivers are first judged as a group both ways of the arena at a walk, collected trot, halt, back, and working trot. Drivers are then asked to each do an individual "work off" or pattern set by the judge. When there is more than one judge for this class, a call judge is designated who will set the pattern. Pattern to be used is not posted prior to the class, but is conducted as directed verbally by the judge during the class. Once one of the patterns is chosen, the same pattern is driven by each participant in the class.
 - a. Perform a figure eight in the direction designated by the judge, with a salute at the beginning and end of the pattern. The start of the figure eight is in the middle of the eight facing the call judge.

- b. Perform a serpentine at the direction of the judge with a salute at the beginning and end of the pattern. The finish of the pattern will be a halt facing the call judge with the wheel hub in line with the cone. Example below.



2. Drivers are asked to perform reinsmanship skills on the rail as a group. They will be asked, in addition to working both ways of the arena at a walk, collected trot, and working trot, to perform according to the judge's calls. Judge may select one, several or all of the following maneuvers and may repeat the same maneuver as many times as desired to determine driver's reinsmanship skills:
 - a. Stop on the rail, pause and stand quietly until judge calls to move forward at a walk or collected trot.
 - b. Stop on the rail, back 2 or 3 steps, stand quietly, then proceed in the direction of go when judge calls to move forward at a walk or collected trot.
 - c. Reverse on the rail at a walk or collected trot.
 - d. Stop on the rail, do a 90 degree pivot turning inward and pause, standing quietly. Upon judge's call, return with a 90 degree pivot back to the rail in the original direction of go. Move forward at a walk or collected trot per judge's call.
 - e. Stop on rail, do a 90 degree pivot turning inward and pause, standing quietly. Upon judge's call, continue to turn with a 90 degree pivot to end up on the rail in the reverse of the original direction of go. Move forward at a walk or collected trot per judge's call.

- f. Stop on rail, do a 180 degree pivot, pause, standing quietly. Then on judge's command, drive on in the reverse of the original direction at a walk or collected trot.

"0" qualifying points. Amendment passed as optional at Local, Championship & World Shows. (Amended 02-08, effective 01-09)

CL-050 MULTIPLE HITCHES

A. Classes may be offered for pairs, tandems, unicorns, four-in-hands, six-in-hands, or more, and shall be shown to the appropriate vehicle.

B. Gait requirements: Hitches are to enter the show ring at a Trot going counter-clockwise. Draft hitches must be judged showing two gaits, a trot and a flat-footed walk, working both directions of the arena. Light harness hitches must be judged showing three gaits, extended trot, trot and flat-footed walk, working both directions in the arena. All hitches must be required to stand quietly, back readily, and cut a figure eight at a trot. (See diagram insert). Prior to beginning the figure eight, each exhibitor/hitch must stop and properly address the judge(s). At all times hitches are to show an ability to work as a unit with evenness of tugs, and judged on performance, presence, quality, manners, and matching. In tandem, the traces/tugs between the leader and wheel horses should slightly dip. The lead horse is to demonstrate that it is not doing the work.

(Amended 11-10-00, effective 01-02)

(Amended 2-26-05, effective 01-06)

(Amended 11-06, effective 01-07)

C. Description:

1. Draft Hitch-Horses must be harnessed in collar with full hames and be hitched to an appropriate draft wagon or vehicle, which may display owner and/or horses' name.
2. Light Harness-Horses must be harnessed in fine harness with breast collar or full collar (no full hames) and show to an appropriate carriage or vehicle.

D. The following multiple hitch classes will be offered at the Championship and World Championship Shows:

Multiple Hitch Light Harness - Pairs or Tandem

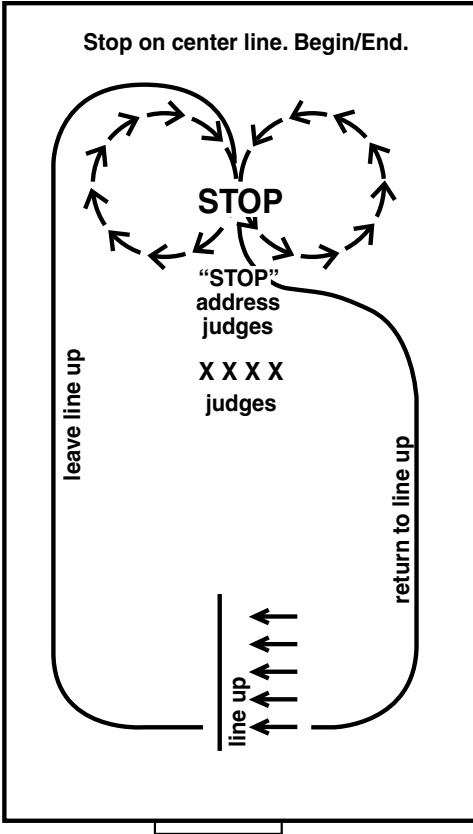
Multiple Hitch Light Harness - Three or More

Multiple Hitch Draft Harness - Pairs or Tandem

Multiple Hitch Draft Harness - Three or More

Instructions for Multiple-Hitch

Figure eight may begin in either direction unless specified by judge or judges. Back either in lineup or at end of figure eight in any other place in the ring that is appropriate. Line up may be at either end to accommodate spectators to view performance.



CL-055 OTHER HARNESS CLASSES

- A. Classes in all divisions of a driving competition may be offered for singles, pairs, tandems, unicorns, and four, six and eight-in-hands.
1. Single Fine Harness: open to a horse being shown in a viceroy or fine harness buggy with appropriate light harness. To be judged on quality of performance, presence, suitability of horse, type and conformation, IN THAT ORDER. Gaits: walk, animated trot, show your horse both ways of the ring. Cross entry between Formal Park Driving and Fine Harness class are acceptable. Horses shall stand quietly and shall rein back at the direction of the judge.
(Amended 11-10-00, effective 01-02)
 2. President's Touch of Class: open to single horse or ANY multiple hitch.
 - a. The essence of this competition is the word "elegance". The winner will be the entry which, in the opinion of the judge, presents the most elegant effect. This will include vehicle, harness, horse, driver, passengers, etc., but above all, general impression. Performance will not be judged unless it detracts from the elegance of the entry. Multiple horses must perform as a single unit.
 - b. Any type harness is acceptable, but should be appropriate for the type of vehicle or class specifications.
 - c. Horses are to enter the ring at a trot and are to be judged at a walk and trot both ways of the ring. Horses shall stand quietly.
(Amended 11-10-00, effective 01-02)
(Amended 02-09, effective 01-10)
- B. Antique Vehicle Class: open to single horse or any multiple hitch whose vehicle has wooden wheels. (May be restored vehicle or reproduction.) Turnouts will be judged 60% on appropriateness of vehicle, harness, horses(s) and dress, and 40% on performance. Multiples must perform as a unit. Gaits: Walk, Pleasure Trot, and Working Trot both ways of the ring. Horses shall stand quietly and shall rein back at the direction of the judge. (Amended 11-10-00, effective 01-02)

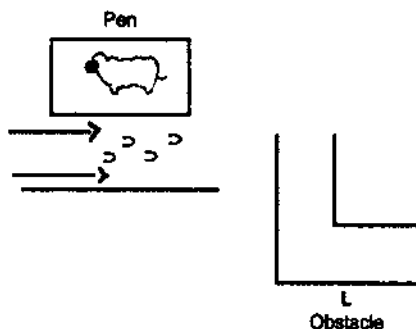
CL-060 OBSTACLE CLASSES HALTER/DRIVING

- A. The obstacle course must be posted at the Show Office not less than (2) two hours prior to the class. Horses must be not less than (2) two years of age for Halter Obstacle and no less than (3) three years of age for Obstacle Driving. The course designer may not exhibit in obstacle classes.
- B. Class to be judged on performance and way of going with emphasis on manners throughout course. Entries will be evaluated on responsiveness and willingness, plus general attitude.
- C. Maximum time 60 seconds per obstacle; judges are encouraged to advance on to the next obstacle any horse taking excessive time at an obstacle. Horse is to be penalized

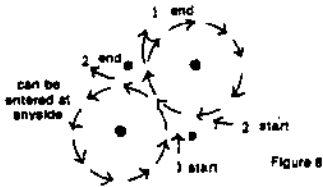
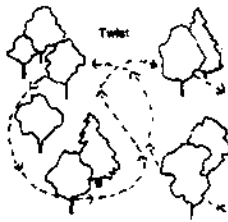
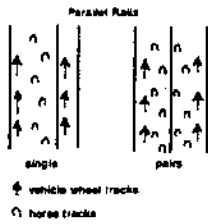
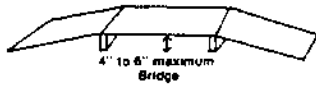
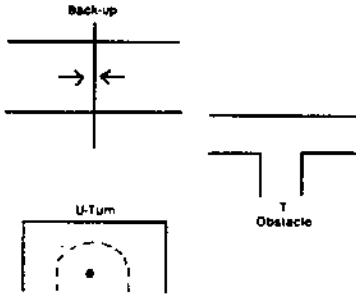
for any unnecessary delay or excessive time at object. Refusals do not constitute class disqualifications. (Amended 11-23-02, effective 01-03)

- D. Canterng must be penalized in Obstacle Driving.
- E. Obstacle requirements:
1. Must be a minimum of five (5) obstacles and a maximum of eight (8).
 2. Care must be used to avoid setting any obstacle in a way so as to be hazardous to the horse or exhibitor.
 3. Tires and stair steps are prohibited.
 4. Jumps, if used, must be a maximum of twelve (12) inches high and a minimum length of five (5) feet. Jumps must include ground poles.
 5. Course to be set to the widest cart.
- F. In shows where open, amateur and youth obstacle classes are offered, at least three (3) of the obstacles must be different or the manner of performance through obstacles must be varied for the classes.
- G. Baiting to encourage an animal to perform one of the obstacles is not allowed. Any baiting in such class is a disqualification.
- H. Obstacle Guidelines:
The course designer should be readily available to answer questions regarding the course and be available for a walk through the course with exhibitors as well as the judge(s). Judge shall walk Halter/Driving course with designer and exhibitors. Ingenuity and originality in adapting and combining various obstacles both to demonstrate a horse's willingness and ability to please exhibitors and audience are encouraged. However, unnatural or "horror" obstacles should be avoided and all obstacles should be safe for exhibitors as well as horses. Judge has the right to alter the course for time and/or safety.
- I. Suggested Obstacles:
1. Back through or out of obstacle
 2. Drive/Walk through water or simulated water
 3. Put on and remove equipment (raincoat, saddle, etc.) from person or horse.
 4. Drive/Walk through narrow passage
 5. Pick up an object (letter, umbrella, bucket, flag, etc.) and place it at a designated location.
 6. Drive/Walk across bridge or simulated bridge
 7. Drive/Walk pattern created with poles, pylons, (figure 8, serpentine, cloverleaf, etc.)
 8. Stand horse in circle, ground tie, walk around horse (Halter course only)
 9. Put wheel in circle, turn complete circle with horse not stepping in circle (Driving course only)
 10. Side-pass (either or both directions) halter course only

EXAMPLES OF OBSTACLES



- J Off course is defined as:
1. Taking an obstacle in the wrong direction
 2. Negotiating an obstacle from the wrong side
 3. Skipping an obstacle unless directed by judge
 4. Negotiating obstacles in the wrong sequence
 5. Side pass the wrong end of horse in the obstacle
 6. Off pattern
- Off course will result in elimination.
(No points, ribbons, or awards will be presented).
(Amended 02-07, effective 01-08)
- K. Obstacle horses shall be shown in a suitable two-wheeled or four-wheeled pleasure cart with basket or safe suitable floor. Multi-hitch allowed to perform after all single entries to allow parallel rails to be adjusted for multiple hitch (see diagram). Use of mechanical brakes will result in disqualification.



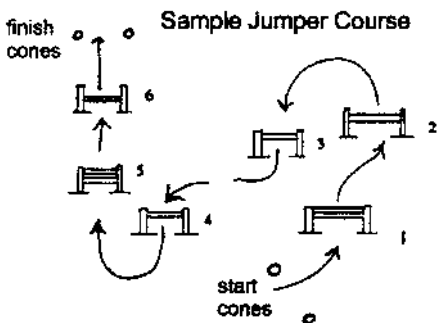
SHOW RULES

CL-065 HUNTERS AND JUMPERS

- A. All courses for Hunter and Jumping classes must be posted at least two (2) hours prior to the scheduled time of the class. Judge(s) shall walk Hunter/Jumper course with designer and exhibitors. Course diagrams must show with arrows the direction each obstacle must be taken. A start and finish line must be established at least twenty-four (24) feet from the first and last obstacle if possible, indicated by two (2) markers at least four (4) feet apart. Horses (exhibitors optional) must cross the line in the proper direction to start and complete the course. Horses must stay within the course boundaries as outlined by the start and finish cone. The start and/or finish cones outline the portion of the course in the immediate areas of the starting (first) and finishing (last) obstacles only, not the entire course. Baiting of horses to encourage an animal to perform any of the jumps is not allowed. Baiting in such class is a disqualification.
(Amended 02-02, effective 01-03)
- B. This section is divided into two (2) divisions: Jumpers and Hunters; horses are required to be a minimum of three (3) years of age to compete.
- C. Jumps for Hunters and Jumpers will be made of 1-1 1/2" schedule 40 PVC piping or other suitable lightweight material with jump cups, not to include pegs, nails, bolts, etc. All jumps must be a minimum of five (5) feet wide, with a minimum of eighteen (18) feet between jumps, with the exception of an in and out. In and outs should be set approximately twelve (12) feet apart. Jumps thirty-two inches (32) or more in height must have a second rail added. All post and rail jumps must have a ground pole. Uprights are to be a maximum of forty-eight (48) inches in height. No jumps, including jump-offs to exceed 44". Any decorations or jump wings must not protrude more than twenty-four (24) inches from the uprights. (Amended 11-02, effective 01-03)
(Amended 02-06, effective 01-07)
1. Jumpers
- a. Jumpers are scored mathematically, based on faults incurred between the starting line and the finishing line. Minimum height for jumps must be eighteen (18) inches and maximum height **thirty-two (32)** inches for first jumping round. Exhibitors may go over jumps with horse. Whips are not permitted in show ring. Exhibitors type of footwear is optional. Front leg wraps and/or boots are optional. Circling once upon entering the ring and once upon leaving the ring is permissible but not after crossing starting line.
(Amended 02-09, effective 01-10)
(Amended 02-12, effective 01-13)
- b. Courses should be attractive, varied, and appropriate to their setting. Jumps could include brush, triple bar,

water, and similar jumps. Brush jump must have a visible bar on top or beyond. There will be a minimum of four (4) obstacles, with horses to jump a minimum of six (6) jumps and a maximum of eight (8) jumps.

- c. **Jump-Offs:** jump-offs are to occur for first place between the horses that tied for first place only. The jump-offs will be held over the original course. The number and location of the jumps are to remain the same as well as the path of the course to be taken by the horse (pattern). No jumps are to be eliminated or lowered. Individual jumps will be increased not less than one inch and not more than six (6) inches in height for each jump-off. After the maximum height has been reached with all jumps in a jump-off, any required final tie breaking will be accomplished by continuing to rerun the last course set-up until ties are broken and the class is placed. The horse with the fewest faults will be declared the winner. At Championship and World Championship Shows a jump-off will be held to determine the Reserve Championship/ World Champions in all jumper classes as well as the Champions. (Amended 11-10-00, effective 01-02)
- d. A competitor who does not take part in the jump-off must always be placed behind a competitor who has been eliminated in that jump-off. Tied horses under one ownership may designate the order of placement. All ties will absorb the placing behind in order. Example: A three way tie for third will absorb 3rd, 4th, and 5th, the next placing will be 6th. Points or prizes will be equal for all three—ribbons if available, will be the same, or if not available, they may draw for them. (Amended 02-07, effective 01-08)



- e. **Scoring:** in scoring jumpers, an in and out is to be considered as two (2) jumps. Jumpers are to be scored in a mathematical basis and penalty faults include knockdowns, refusals, and eliminations as follows:
1. Knockdowns: 4 faults

Knockdowns - an obstacle is considered knocked down when in jumping an obstacle, a horse or handler, by contact, lowers the established height of the fence in any way.

2. Refusals: Each refusal is three (3) faults.

A refusal is defined as stopping at an obstacle whether or not it is knocked down. It is penalized as a refusal. Stopping at an obstacle without knocking it down and without backing (even a single step), followed by jumping from a standstill is not penalized. However, if the halt continues or if the horse backs even a single step, side steps, or circles to retake the fence, a refusal is incurred. A run-out or refusal the horse must re-jump that obstacle at which the refusal occurred or be eliminated.

(Amended 02-07, effective 01-08)

3. Circling after crossing starting line: 3 faults.

Circling: any form of circle or circles whereby the horse crosses its original track between two (2) consecutive obstacles or stops advancing toward or turns away from the next fence except to retake an obstacle after a disobedience.

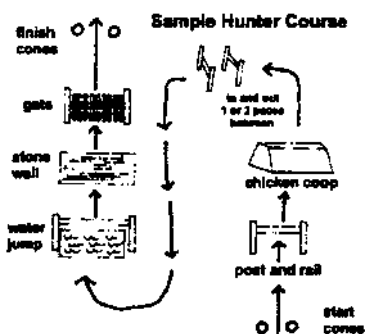
4. Crossing your own path (as in circling between fences, not as in retaking a fence from a refusal): 3 faults. A horse that has been penalized for circling cannot then be penalized again for crossing its own path at the same obstacle.

5. Causes for elimination:

1. 3 refusals
2. Off course
3. Fall of horse and/or exhibitor
4. Failure to pass through the start and/or finish cones and/or knocking such cones over.
5. Loss of control: dropping lead, horse running away, or horse exiting on its own. (Amended 02-07, effective 01-08)

2. Hunters

- a. Hunters are to be judged on a style, manners, and way of going with preference given to those horses who cover the course at an even pace, with free flowing strides, as in a brisk trot or canter, but must maintain same gait throughout course. Circling once upon entering the ring and once upon leaving the ring is permissible. Hunters must demonstrate at least one, but no more than four (4) changes of direction. Sample courses are to be provided to show management. Charging fences or not maintaining the same gait throughout the entire course shall be penalized. Upon completion of the entire class over jumps, finalists will be trotted past the judge(s) for soundness check. Horses shall not be required to rejump the course. Exhibitor's footwear is optional.



- b. Jumps must be a minimum height of eighteen (18) inches and maximum of twenty-four (24) inches. Ground poles are required. There will be a minimum of four (4) obstacles, and horses are to make a minimum of six (6) jumps and a maximum of eight (8) jumps. Jumps must simulate those found in the hunting field, such as brush, stone wall, gate, white fence, chicken coop, over, and in and out. In and out is considered one obstacle and scored as such.

Refusal of one element of an in and out requires the retaking of both elements. In and out must never be placed at the beginning of the course. Courses should be tried out so as not to make turns too sharp for an exhibitor or horse. Major faults to be considered are: knockdowns, touches, refusals, bucking or kicking, spooking or shying, showing obstacle to horse, or wringing tail. (Amended 11-10-00, effective 01-02)

- c. Causes for elimination:

1. 3 Refusals
 2. Off course
 3. Crossing your own path
 4. Fall of horse or exhibitor
 5. Jumping of obstacle by exhibitor
 6. Carrying of whip
 7. An unsound horse
 8. Jumping of obstacle before being reset
 9. Failure to pass through the start and/or finish cones and/or knocking such cones over
- (Amended 11-10-00, effective 01-02)

CL-070 LIBERTY CLASS

The Liberty class is a demonstration of the natural beauty of the Miniature Horse. Horses are to be judged on style, grace, animation, gaits, presence, music suitability and ease of catching. Movement, action, carriage, charisma, boldness, enthusiasm and exuberance, will be the basis for judging the class. (Amended 02-12, effective 01-13)

- A. The Liberty class may only be offered at shows where facilities include a closed arena and where the conditions would not be hazardous to horse or exhibitor.
- B. Horses will be judged beginning when halter is removed by the exhibitor (the individual wearing the number) and until caught by the exhibitor. Time of Liberty shall be 1 1/2 minutes; time to catch shall be 1 1/2 minutes.
- C. Only the exhibitor and one handler will be allowed in the arena with horse. Whips and shaker bottles are allowed, but touching the horse during performance with aids or hands will result in disqualification.
- D. Horse must be caught and haltered by exhibitor within 1 1/2 minutes or be disqualified.
- E. Music is required. Suitability of horse's movement to the chosen music must be evaluated.
- F. No assistance from outside of the arena will be permitted. Elimination will result unless the judge feels that the outside action was taken in an attempt to cause the exhibitor's horse to be disqualified. Announcement is to be made prior to the class to specify that no outside assistance is allowed.
- G. All horses entered in the Liberty class must be at least one year old.
- H. Exhibitor and handler must be properly attired.
- I. Horses should work both directions of the arena, use the entire arena and demonstrate an ANIMATED gallop and elevated trot. The duration (time frame) of either gait is not critical as long as both gaits are well demonstrated. Horses which perform without encouragement, other than a signal to change direction, are highly preferred. (Amended 02-12, effective 01-13)
- J. The standard AMHA scoring sheet should be used for judging Liberty classes. The following point ratings must be used when judging Liberty: Style and Grace-30 points, Animation and Presence-30 points, Gaits-20 points, Music and Suitability-10 points, and Catch-10 points. A total of 100 possible points.

- K. Baiting of horses to encourage an animal to perform is not allowed. Baiting in such class is a disqualification.

CL-075 OTHER PERFORMANCE CLASSES

- A. Costume classes are to be judged 75 percent on originality of costume and 25 percent on presentation. To be shown at a walk both ways of the arena.

Classes may be offered as follows:

1. Youth costume (Youth only, 18 years & younger)
(1 to 3 exhibitors and 1 to 3 horses)
2. Adult costume (19 years & older)
(1 to 3 exhibitors and 1 to 3 horses)
3. Group Costume (any age exhibitor with two (2) or more exhibitors) (Amended 12-8-01, effective 01-02)
(Amended 12-6-03, effective 01-04)

- B. Other performance classes may be offered as interest warrants. Some of the other approved AMHA performance classes are:

- * 1. Adult Showmanship (exhibitor 19 years old or older)
- * 2. Golden Showmanship (male or female exhibitor 50 years old or older) (For classes 1 & 2 see CL-080 for Showmanship Rules)
- * 3. Roadster race
- 4. Jump-off (one jump, raised until only one horse clears)
- 5. Children's Leadline

Criteria: horses to be exhibited under saddle by a youth seven (7) years and under, while being led by an adult or another youth 13 and over. Exhibitor to use either Western or English attire and tack, but it must match and be appropriate. Judges must give consideration to how appropriately the size of the exhibitor fits the size of their mount. Judges should evaluate the rider's ability to exhibit the horse and the rider's position and posture in the saddle. Horses are to be judged both ways of the arena at a walk in a circle around the judge (and then be lined-up in the center of the arena for inspection.) Horses should stand quietly and back readily on command.

6. Gambler's choice obstacles (established time limit, order determined by exhibitor)
7. Roadster Barrels
 - a. Open to horses three (3) years of age or older, hitched to a two (2) wheeled cart without basket. Refer to CL-040 A. Judged on speed, completion of pattern and maintenance of gait. Timed event.
 - b. Follows regular cloverleaf barrel pattern
 - c. Gait required: trot
 - d. Disqualifications:
 1. Off pattern
 2. Crossing start/finish line except at beginning and end of pattern
 3. Major gait break: not corrected immediately
 - e. Time penalties
 1. Break in gait: add five (5) seconds for each

- minor break in gait from a trot to either a gallop or walk
 - 2. Knocking over a barrel: add a ten (10) second penalty
 - 8. Stake race
 - a. Open to horses three (3) years of age and older, hitched to a two (2) wheeled cart. Judged on speed, completion of pattern and maintenance of gait. Timed event.
 - b. Gait required: trot
 - c. Disqualifications:
 - 1. Off pattern
 - 2. Crossing start/finish line except at the beginning and end of the pattern
 - 3. Major gait break: not corrected immediately
 - d. Time penalties
 - 1. Break in gait: add 5 seconds for each minor break in gait to walk or gallop, must be corrected immediately.
 - 2. Knocking over a cone or driving over a cone: 5 second penalty
 - e. One run per horse unless otherwise specified in the prize list.
 - f. Pattern (Note the number of cones can be varied depending on the size of the arena;- use 5 or 7. (Use large rubber traffic cones for safety.)

CL-080 Showmanship

1. Listed below are points on which Showmanship classes are to be judged. Only the handler is judged. The horse is merely a prop to show the showmanship ability of the youth but will be considered for appearance as per number 3 below.
2. Appearance of exhibitor: 10 points. Clothes and person neat and clean. Suitable clothes - hat, boots and long sleeved shirts/blouses or jacket are required.
3. Appearance of horse: 40 points – conformation not to be a factor:
 - a. Conditioning: 15 points
 - b. Grooming: 15 points
 - (1) Hair coat clean, well brushed
 - (2) Mane and tail free of tangles and clean
 - (3) Hooves trimmed properly and clean
 - c. Trimming: 5 points

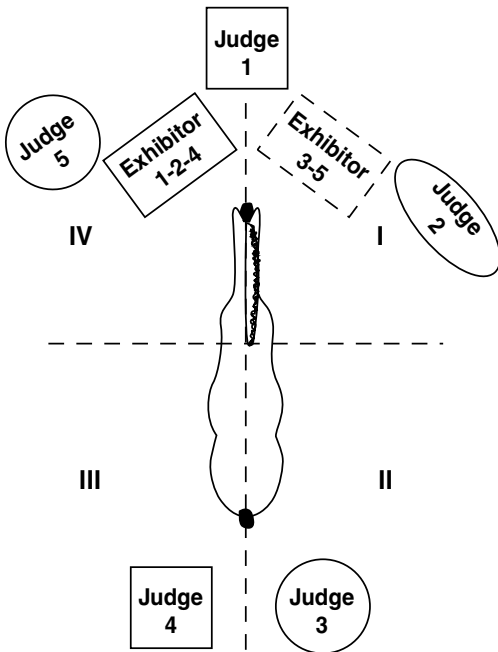
If showing Miniature in full coat, inside of ears, long hair on jaw, legs and pasterns should be clipped.
 - d. Tack: 5 points

Tack should be neat, clean and in good repair.
4. Showing Horse in Ring: 50 points. The judge may use one of the following patterns in judging this class. Judge will discuss the selected pattern with contestants prior to class. The selected pattern must be posted two (2) hours before the start of the class. Pattern One must be the only pattern for Youth 7 and under and Special Needs Showmanship classes. (Amended 02-09, effective 01-10)

- a. Leading: 15 points
 1. Enter ring leading animal at an alert walk in a counter clockwise direction. Walk on animal's left side, holding lead shank in right hand near halter. The remaining portion of the lead is held neatly and safely in left hand. Animal should lead readily at a walk.
 2. After judge has lined up the class in front of spectators, he will call on each exhibitor to move his horse individually. When moving the horse, be sure that the judge gets a clear, unobstructed view of the horse's action. Allow the horse sufficient lead so that he can move freely and in a straight line. Lead the horse from his left side the required distance, stop and turn to the right around the horse. Exhibitor should perform the showmanship pattern as directed by the judge or ring steward.
- b. Posing: 15 points
 1. When posing your horse, stand toward the front facing the horse but always in a position where you can keep your eye on the judge. The following Quarter System will be used whereby imaginary lines bisect the horse into four equal parts as seen in the illustration (Note: the quadrants are numbered I, II, III, and IV for ease of identification). One line runs across the horse just behind the withers. The other imaginary line runs from head to tail. The exhibitor should lead the horse straight to the judge so the judge can evaluate the horse's front leg movement. Once the horse is safely located in front of the judge, the horse should be squarely set up for inspection and the exhibitor then locates in the proper position in quadrant IV. As the judge moves to quadrant I the exhibitor should stay in quadrant IV. When the judge moves on to quadrant II the exhibitor then moves to the proper position in quadrant I. When the judge moves to quadrant III the exhibitor moves back to quadrant IV. As the judge moves to quadrant IV, the exhibitor once more moves to quadrant I. The exhibitor should never stop in the unsafe location directly in front of the horse. When the judge returns to his position in front of the horse, the exhibitor should return to quadrant IV and await instructions from the judge. When released by the judge the horse should be pivoted directly in front of the judge and moved away in a straight line so the judge can observe the horse's rear leg movement.

This system results in the exhibitor always being in a safe position, the exhibitor always being able to see the judge and the horse's position, the exhibitor always being in a position to keep the horse's hindquarter from swinging toward the judge should the horse become fractious and unsafe for the judge, and the judge being in a safe position at all times to evaluate the exhibitor's ability to show the horse as desired.

2. Pose your Miniature with his feet squarely under him. Do most of your showing with the lead strap. Never touch or kick the horse's leg into position.
3. Do not crowd the exhibitor next to you when in a side-by-side position. Do not crowd exhibitor in front when lined up head to tail.
4. When judge is observing other animals, let yours stand if posed reasonably well.
5. Be natural. Over showing, undue fussing, and maneuvering are objectionable.
- c. Poise, alertness, and merits - 20 points
1. Keep alert and be aware of the position of the judge at all times. Do not be distracted by persons or things outside the ring.
2. Show the animal at all times, not yourself.
3. Respond quickly to requests from judges and officials.
4. Be courteous and sportsmanlike at all times.
5. Recognize quickly and correct faults of your horse.
6. Keep showing until the entire class has been placed and excused from the ring.
7. A judge may ask an exhibitor questions (optional) exhibitor number, parts of horse, age, etc.
8. A judge may ask an exhibitor for any additional tests at his/her discretion, (optional), upon completion of one of the three (3) set patterns.



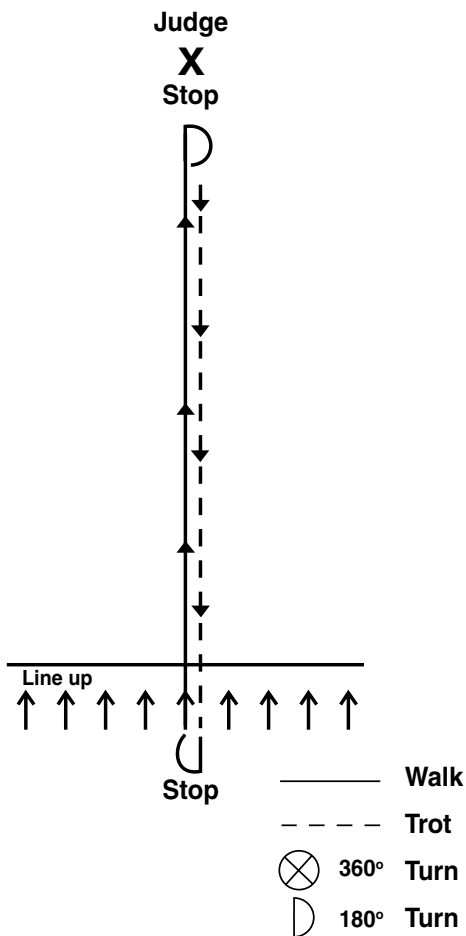
SHOWMANSHIP PATTERNS

INSTRUCTIONS FOR PATTERN #1

1. Walk to the judge in a straight line.
2. Stop and set up your horse.
3. -Upon acknowledgment from the judge, do a 180 degree turn.
4. All turns are to be to the right.
5. Trot in a straight line-past the line up, stop.
6. Do a 180 degree turn.
7. -Walk horse forward to the exact spot in the line up (where you were when you started pattern) and set up your horse.

This pattern must be used for Showmanship 7 and under and all Special Needs Showmanship Classes.

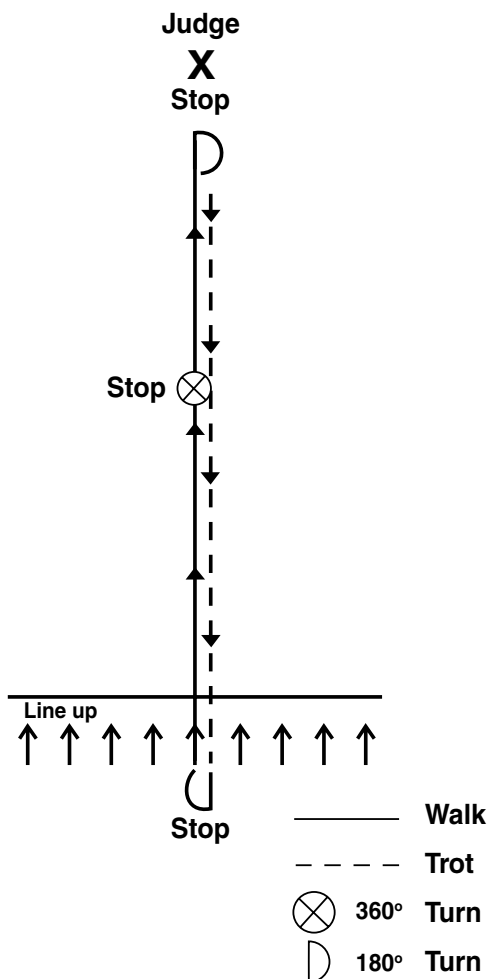
Pattern No. 1



INSTRUCTIONS FOR PATTERN #2

1. Walk toward the judge in a straight line.
2. Stop 1/2 way between the line up and the judge and do a 360 degree turn-stop.
3. All turns are to be to the right.
4. Continue at a walk toward the judge in a straight line.
5. Stop and set up your horse.
6. Upon acknowledgment from the judge, do a 180 degree turn.
7. Trot in a straight line-past the line up-stop.
8. Do a 180 degree turn.
9. Walk horse forward to the exact spot in the line up (where you were when you started the pattern) and set up your horse.

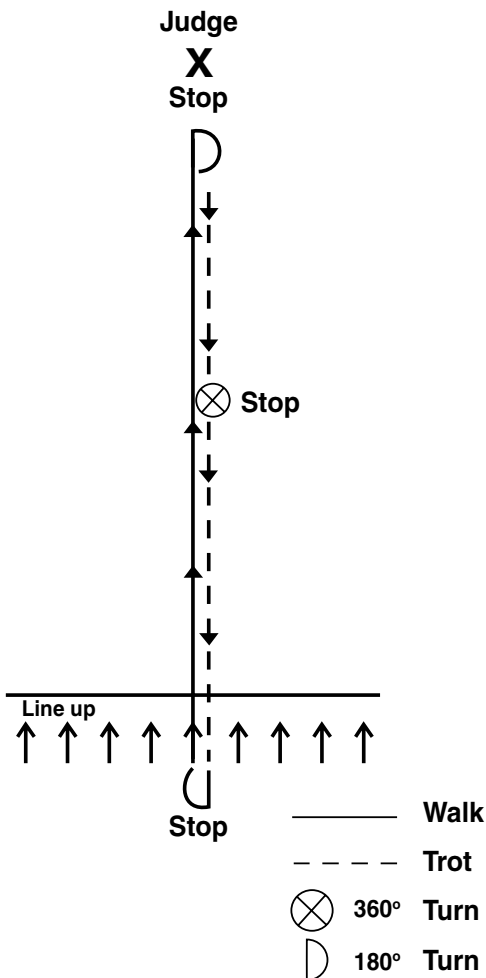
Pattern No. 2



INSTRUCTIONS FOR PATTERN #3

1. Walk to the judge in a straight line.
2. Stop and set up your horse.
3. -Upon acknowledgment from the judge, do a 180 degree turn.
4. All turns are to be to the right.
5. Trot toward the line in a straight line.
6. -Stop 1/2 way between the judge and the line up and do a 360 degree turn, stop.
7. Continue at a trot in a straight line past the line up, stop.
8. Do a 180 degree turn.
9. -Walk horse forward to the exact spot in the line up (where you were when you started the pattern) and set up your

Pattern No. 3

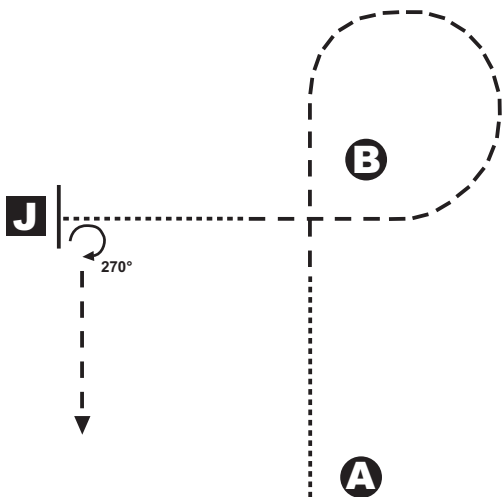


INSTRUCTIONS FOR PATTERN #5


Be ready at A.

1. Walk halfway to B.
2. Trot to and around B as shown.
3. -When just past B, walk to judge and set up for inspection.
4. -When dismissed, perform a 270 degree turn and trot away.

Follow the instructions of your ring steward.



KEY

- WALK
- - - - - TROT
- ←  BACK
- J** JUDGE
- B** MARKER

INSTRUCTIONS

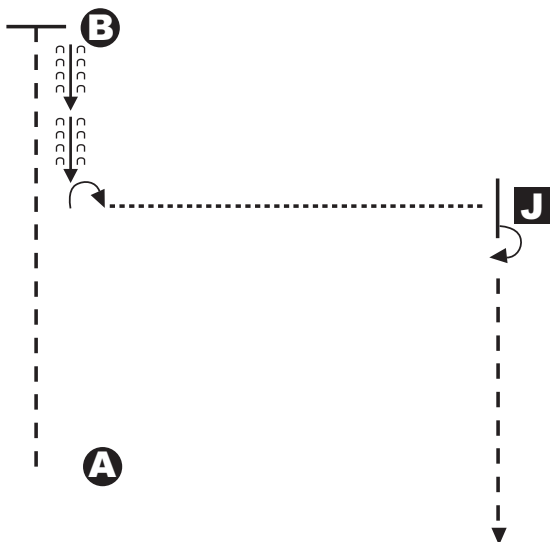
- Be ready at A.
1. Trot halfway to B.
 2. Trot to and around B as shown.
 3. When just past B, walk to judge and set up for inspections.
 4. When dismissed, perform a 270° turn and trot away.

Follow the directions of your ring steward.

INSTRUCTIONS FOR PATTERN #6

Be ready at A.

1. Trot to B and stop.
2. Back until even with judge.
3. Perform a 90 degree turn. Walk to judge.
4. Stop and set up for inspection.
5. When dismissed, perform a 90 degree turn.
6. -Trot to the line up or follow the directions of the ring steward.



KEY

- WALK
- - - - - TROT
- ← BACK
- J** JUDGE
- B** MARKER

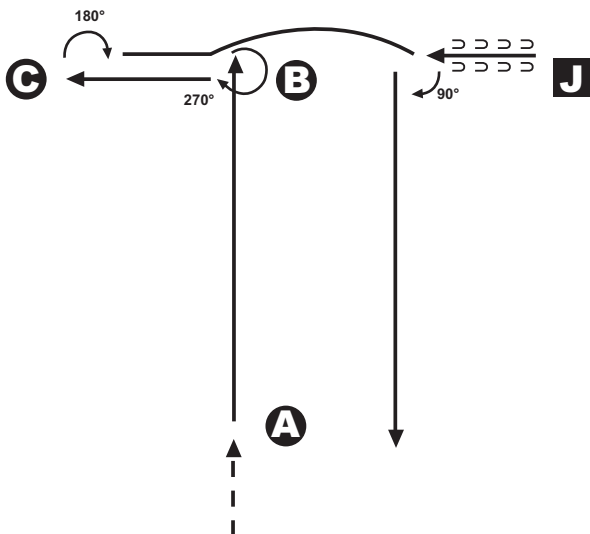
INSTRUCTIONS

- Be ready at A.
1. Trot to B and stop.
 2. Back until even with Judge.
 3. Perform a 90° turn. Walk to Judge.
 4. Stop, set up, inspection.
 5. When dismissed, perform a 90° turn.
 6. Trot to the line up or follow the directions of the ring steward.

INSTRUCTIONS FOR PATTERN #7

1. Walk to A.
2. At A, pick up trot and continue to B.
3. Execute a 270 degree turn and trot to C.
4. Execute a 180 degree turn and trot around B to judge.
5. Stop. Set up for inspection.
6. When excused, back.
7. Execute a 90 degree turn, exit at a trot.

Follow the instructions of your ring steward.



KEY

- WALK
- TROT
- ←←←←← BACK
- J** JUDGE
- A** MARKERS

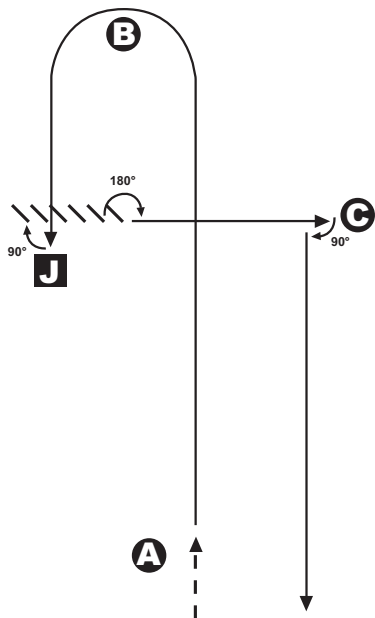
INSTRUCTIONS

1. Walk to A.
 2. At A, pick up trot and continue to B.
 3. Execute a 270° turn and trot to C.
 4. Execute a 180° turn and trot around B to Judge.
 5. Stop. Set up for inspection.
 6. When excused, back.
 7. Execute a 90° turn. Exit at a trot.
- Follow the instructions of your ring steward.

INSTRUCTIONS FOR PATTERN #8

1. Begin before A. Walk to A.
2. At A, trot and proceed around B to Judge.
3. Stop. Set up for inspection.
4. When excused, execute a 90 degree turn. Back.
5. Execute a 180 degree turn. Trot to C.
6. Execute a 90 degree turn.
7. Exit at a trot.

Follow the instructions of your ring steward.



KEY

- WALK
- TROT
- //// BACK
- J** JUDGE
- A** MARKERS

INSTRUCTIONS

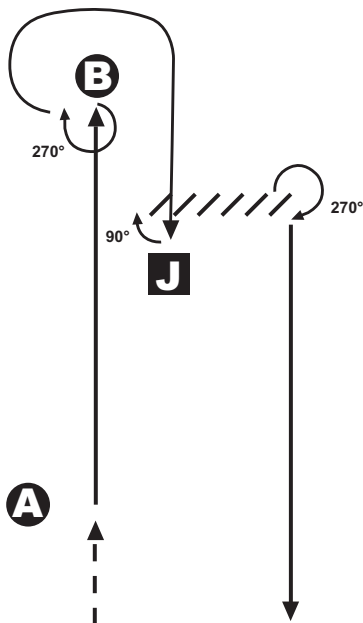
1. Begin before A. Walk to A.
2. At A trot and proceed around B to Judge.
3. Stop. Set up for inspection.
4. When excused, execute a 90° turn. Back.
5. Execute a 180° turn. Trot to C.
6. Execute a 90° turn.
7. Exit at a trot.

Follow the instructions of your ring steward.

INSTRUCTIONS FOR PATTERN #9

1. Begin before A. Walk to A.
2. At A, begin trot and continue to B.
3. At B, stop. Execute a 270 degree turn.
4. Trot around B to Judge. Stop. Set up for inspection.
5. When excused execute a 90 degree turn. Back.
6. Execute a 270 degree turn and trot away.
7. Exit at a trot.

Follow the instructions of your ring steward.



KEY

- WALK
- TROT
- //// BACK
- J** JUDGE
- A** MARKERS

INSTRUCTIONS

1. Begin before A. Walk to A.
2. At A begin trot and continue to B.
3. At B stop. Execute to 270° turn.
4. Trot around B to Judge. Stop. Set up for inspection.
5. When excused, execute a 90° turn. Back.
6. Execute a 270° turn and trot away.
7. Exit at a trot.

Follow the instructions of your ring steward.

YD-000 YOUTH DIVISION

YD-010 REQUIREMENTS

All show rules apply to the Youth Division except where specifically modified in the passages below regarding the Youth Division. All youth must have a current AMHyA membership card. The AMHyA, a division of AMHA, will keep a Youth Directory of the youth applying to the Association. Application forms will be available from the AMHA office. The youth will receive a special packet including an AMHA Rule Book, AMHyA identification card, biography form and other materials which promote youth participation in AMHyA. (Amended 02-20-04, effective 01-05) (Amended 6-13-04, effective 01-05)

A. Age requirements

In no case shall any contestant be more than 18 years old on January 1 of that show year. A child's age shall be determined by the age on January 1st and will show at that age for that calendar year. (Amended 02-06, effective 01-07)

B. Splitting or combining of age groups

The following age groupings are those recognized by the AMHA for youth classes:

1. 18 years and under
2. 12 years and under, and 13 to 18 years
3. 7 years and under, 8 to 12 years, and 13 to 18 years
4. Youth 7 & Under Pleasure Driving shall be offered as one class. One style of driving is to be demonstrated: SinglePleasure, Country Pleasure or Classic Pleasure. Horse will be judged according to the style in which it is being driven. This class is not a qualifier for Grand Championship classes at any AMHA approved show.
(Amended 1-13, effective 1-14)
5. For the youth halter classes, Youth Exhibiting Mares and Youth Exhibiting Geldings, the age groupings in 2 or 3 above must be offered.
6. For Youth Showmanship, the age groupings in 3 above must be offered.
In Youth Showmanship 7 years and under only pattern No. 1 is to be used.
7. Youth Special Needs Classes are open to Special Needs youth 18 years and under showing mares or geldings. All accepted youth rules to apply. Standard age divisions will not apply. In Youth Special Needs Showmanship 18 and under, only pattern No. 1 is to be used.
8. The above listed splits for youth classes by age may or may not be available for each individual class. Check PA-030-D for listings of the only recognized youth class splits. Cross reference in YD-010-B and PA-030-D.
(Amended 11-10-00, effective 01-02)
(Amended 02-08, effective 01-09)

C. Ownership requirements

Any horse exhibited does not have to be owned by the contestant to acquire AMHA World Championship Show Qualification points (see WS-030); however, in order to qualify for AMHyA Titles and Awards and Honor Roll Points, excluding World Championship Show Qualification (see WS-030), the horse must be owned or leased (see lease rules) by: the youth, either individually or jointly, the family (mother, father, brother, sister, aunt, uncle, legal guardian, grandparent, step-parents, step-siblings, and step-grandparents) or family-owned corporation, ranch or farm, except for leadline class. If the surname of the youth is not the same as the owner of record of the horse shown, the AMHA office must be notified of family affiliation. Points will be awarded after notification date of family affiliation; shows prior to date of notification will not be changed.

1. Such ownership must be evidenced by the records of AMHA and the Certificate of Registration of such horse must show such person as the owner by proper endorsement of the Association at the time the horse is entered in any youth class; or the record of lease must be on file at the AMHA office before points can be earned.
2. Youth exhibitors will be required to submit a copy of their current Youth cards with horse show entries. The youth's membership number must be entered on all show entries in order for the AMHA office to verify the points needed for World Championship qualification. AMHyA membership may be applied for at an AMHA Approved Show.

(Amended 2-20-04, effective 01-05)

D. YOTE Division, Youth Owned Trained and Exhibited (YOTE)

a. The horse exhibited by the YOTE must be trained, conditioned, groomed and shown by the YOTE or a nonprofessional family member (spouse, mother, father, brother, sister, niece, nephew, son, daughter, grandparent, legal ward, in-laws, step-children, step-parents, step-siblings) in all divisions entered. Further, no one with a professional trainer in the household or on premises may compete in the YOTE division.

1. Anyone may hold a YOTE horse. This is permissible and encouraged as it assures the owner/exhibitor that the horse is being supervised.
2. YOTE horses may be transported to and from shows by anyone, including trainers. This includes loading, unloading, feeding and watering during transport.
3. Anyone can pet a YOTE horse, or assist a YOTE horse in an emergency. Showing affection to horses is permitted and encouraged. The petting of a horse with your bare hand is not considered grooming the horse.

b. Any horse exhibited in YOTE classes must be owned

or leased (see lease rules) by the youth individually or jointly, the youth's family (spouse, mother, father, brother, sister, niece, nephew, son, daughter, grandparent, legal ward, in-laws, step-children, step-parents, step-siblings), or family-owned corporation, ranch or farm. The owner or lessee of record must be so recorded in the AMHA office by January 1st of each year in which the YOTE horse is to be shown. If a horse is acquired after January 1, the youth owner/lessee must wait until the following year to enter the YOTE classes.

- c. Current year foals, whose dams met the ownership or lease requirements on January 1, may be shown by a YOTE exhibitor who would be eligible to show the dam.
- d. A horse will be declared a YOTE horse when it enters its first YOTE class of the calendar year. Prior to being declared, the YOTE horse must abide by the YOTE rules starting on January 1st. The YOTE horse must be shown under the YOTE guidelines for one calendar year starting on January 1st regardless of the class entered (including open division classes).
- e. A declared YOTE horse may be removed from the YOTE program by submitting the YOTE Opt-Out Declaration form to the AMHA Office. The YOTE Opt-Out Form must be on file with the Office prior to the YOTE horse being trained, conditioned, groomed or shown by a professional trainer. The Opt-Out Declaration will not be accepted during the course of any show. Fees-See Fee Schedule.
- f. Should a declared YOTE horse be sold during the calendar year it was designated for, a YOTE Opt-Out Declaration Form must be submitted to the Office prior to, or with the Transfer of Ownership or Lease. Once a horse has been sold, it must wait until the following calendar year to enter YOTE classes.
- g. The YOTE horse and handler may show in their appropriate youth age group class or open division class.
- h. Failure to abide by the YOTE rules once a YOTE horse has begun showing within a given calendar year will result in the following penalties.
 1. Violations at Local/Championship/World Shows.

The declared YOTE horse will be disqualified from all classes at the show where the violation occurred. The YOTE horse will forfeit its YOTE status for the remainder of the calendar year it was declared for. The youth will be subject to the AMHA Disciplinary Committee. The youth should have a parent or guardian present when contacted by or going before the AMHA Disciplinary Committee.
 2. All alleged violations must be substantiated by official records, show management observation, or other recorded visual evidence. Optional at Local Shows and Mandatory at Championship & World Shows.

- E. **Points**
A contestant may exhibit more than one horse; however, the points earned by the youth with each horse will be compiled separately.
1. Points will be compiled on a one horse/one youth basis in Youth events with the exception of showmanship points. Showmanship points will remain with the exhibitor.
 2. Points are to be awarded on the same basis used in Adult division.
 3. For World High Point Awards, points will be compiled on youth exhibitors from January 1 to December 31.
 4. In the event the horse is sold, a new start must be made by the new owner.
- F. No youth 12 years of age and under may show stallions with the exception of weanling and yearling colts.
- G. **Youth Showmanship at Halter Rules:** Refer to CL-080 Showmanship. (Amended 6-12-04, effective 01-05)
- H. **Headers for Youth Special Needs Halter classes (all ages) are optional (except driving) and may enter the ring during the class with the youth. Headers in 7 & under Halter classes are mandatory, and optional in 8-12 and 13-18 classes. Headers for these classes may enter the ring once the judging has been completed and the horses are retired to the rail. (Amended 02-06, effective 01-07)**
Youth or Special Needs driving classes requiring an accompanying person for safety, (Adult for all Youth classes), requires that the accompanying person remain in the cart at all times until the exhibitor leaves the arena. A separate header will be required for all youth drivers with an accompanying adult. The accompanying adult will not assist the driver verbally or physically.
The touching of the driver by hand will constitute assistance. The accompanying adult's hands must remain on the seat, on the cart, or in their own lap. Any assistance will result in automatic disqualification of that entry.

AM-000 AMATEUR DIVISION

All amateurs who have applied for an Amateur Card and/or enter an AMHA Amateur Class are responsible for knowing the division rules. Any person who violates an established amateur rule shall be subject to disciplinary action which may include loss of amateur status for 12 months or more from the date of infraction, loss of awards/points/winnings for the show in which the infraction occurred and/or for the entire show year. Refer to GR-050, General Rules 134, 150-152, 160-165 and 170-171 for disciplinary action.
(Amended 6-13-04, effective 01-05)

**PLEASE NOTE: See AM-010-B for Ownership Requirements
AM-010 REQUIREMENTS**

All show rules apply to the Amateur Division except where specifically modified in the passages below regarding the Amateur Division. (Amended 2-20-04, effective 01-05)

All past professionals, prior to the beginning of their five year waiting period, must be an AMHA member and declare in writing their intent to the AMHA before the waiting period begins (the waiting period being five years). An advertisement will be placed in the MHW of the person's declaration. In the last year of the five year waiting period, the AMHA will place advertisements of the declaration in a minimum of five MHW editions. Any protest by AMHA members may be made any time during this final year of the waiting period, in writing with a \$100 fee. The protest will be reviewed by the Show Rules Committee with the AMHA Board as the Appeal Level.

(Amended 02-12, effective 01-2013)

A. Amateur Eligibility

1. For horse show purposes, a person is considered an amateur when he or she is no longer eligible to compete in youth classes and has not engaged in any activities, except as a youth, during the past five (5) calendar years which are listed below.
 - a. Having accepted remuneration in the last five (5) years for showing any horse at halter or in performance competition, training, schooling either horses or other persons.
 - b. Having accepted remuneration in the last five (5) years for having conducted seminars, clinics, given instruction in showing, training or judging.
 - c. Having accepted remuneration in the last five (5) years for judging or being a horse breed association judge or horse show association judge.
 - d. An individual who has had entry fees paid or has received premium money would still be considered an amateur.
2. Having the occupation of veterinarian or farrier or owning a tack store or boarding stable do not in themselves affect the amateur status of a person who is otherwise qualified.
3. Any person who does not qualify under these rules and shall knowingly and falsely represent himself to be an amateur in order to show in halter or performance classes for amateurs, and any person who violates any of the provisions of this rule shall be subject to disciplinary action.
4. Amateur cards will be required to show in all amateur classes.
 - a. Amateur card numbers are to be submitted on entry forms that have amateur class entries.
 - b. Amateur card numbers will remain with the person (i.e., upon yearly renewal, numbers will remain the same.)

- c. Amateur exhibitors will be required to submit a copy of their current Amateur cards with horse show entries. If an exhibitor does not have an amateur card at a show, they may apply and pay a fee at that show when making their entries. The entry form will be marked pending making them eligible to exhibit at that show. The fee and application will accompany the show results to the AMHA office. (Amended 2-20-04, effective 01-05)
- d. AMHA membership is NOT required for an amateur card.
- e. Amateur card fees will be charged to AMHA members and non-members on an annual basis. These fees will be published in the annual fee schedule.
- 5. Amateur Division level 1 and 2
(50 points Amended 11-06, effective 01-07)
 - a. Level One Amateur
 - 1. Qualify under existing amateur rules.
 - 2. May have competed in AMHA amateur classes for no more than two (2) calendar years or accumulated no more than 50 lifetime Honor Roll points (whichever come later). The AMHA office will automatically calculate points and determine years shown in January of every year. Each year in January a computer generated letter will be mailed only to the exhibitors who have exceeded the criteria for level 1 and have been moved to level 2.
(Amended 11-10-00, effective 01-02)
 - 3. Each division to be considered separately. (i.e. Halter, Performance)
 - b. Level Two Amateur
 - 1. Qualify under existing amateur rules.
 - 2. Exceeded Level one maximums as stated above.
 - 3. Any professional who is applying or reapplying for their Amateur card and has fulfilled those requirements must enter the Amateur program as a Level 2. A "Professional" is defined as someone who has accepted remuneration for showing any horse at halter or in performance competition, training, schooling either horses or other persons or who has conducted seminars, clinics, given instruction in showing, training or judging for remuneration.
(Amended 02-06, effective 01-07)
 - c. Any points earned or time acquired by a youth in the 13-18 Youth Division should carry over into the Amateur Division and will affect the determination of his or her Amateur Level 1 or Level 2 status.
(Amended 2-26-05, effective 01-06)
(Amended 02-06, effective 01-07)
(Amended 06-06, effective 01-07)

There will be no cross entering of Level one amateurs into Level two classes at a given show. If a Level one amateur chooses to: voluntarily/ prematurely move into an advanced level of amateur, he/she may do so, however, that person relinquishes any future right to show at Level one.

6. Amateur Owned, Trained, and Exhibited (AOTE)

The AOTE program was established in 1999 with the intent and purpose of providing classes in which an amateur exhibitor could show his/her horses without having to compete with horses that have been trained, groomed and/or conditioned by a professional during the current calendar year. (Amended 02-11, effective 01-12)

a. AOTE Requirements

The horse exhibited by the AOTE must be trained, conditioned², groomed¹ shown **ONLY³ and measured at a show⁴** by the AOTE or a nonprofessional family member in all divisions entered. Non-professional family members are defined as: spouse, mother, father, brother, sister, niece, nephew, son, daughter, grand-child, grandparent, legal ward, in-laws, step-children, step-parents and step-siblings. No one with a professional trainer in the household or on premises may compete in the AOTE division.

*CLARIFICATIONS-

¹“Grooming includes bathing, clipping, razoring and all other allowable enhancements needed to prepare horse for showing.

²“Conditioning” includes, but is not limited to, exercising and neck or body wrapping.

³If you co-own your horse with a non-related individual, only one owner (household/family) can show the horse AOTE and the other owner will not be allowed to show the horse that calendar year.

Dental, medical and farrier care do NOT have to be done by the AOTE exhibitor.

⁴Must be measured at all shows by the AOTE handler/owner or non-professional family member.

1. Exhibitor exceptions:

Another Amateur may show AOTE horses in Championship classes only when the AOTE exhibitor has more than one horse qualified. Another Amateur may assist in any class requiring multiple handlers.

2. Horse handling exemptions:

An AOTE horse may be held, or petted by anyone. The petting of a horse with your bare hand is not considered grooming the horse. Anyone may assist an AOTE horse in an emergency

3. Transportation

AOTE horses may be transported to and from shows by anyone, including trainers. This includes loading, unloading, feeding and watering during transport.

(Amended 02-11, effective 01-12)

(Amended 02-13, effective 01-14)

b. Ownership

The owner or lessee of record must be so recorded on the registration certificate (not postmarked) by January 1st of each year in which the AOTE horse is

to be shown. If a horse is acquired or recorded on the registration certificate in the AMHA office after January 1, the amateur owner/lessee must wait until the following year to enter the AOTE classes. (Amended 02-11, effective 01-12)

c. Foals

Current year foals, whose dams met the ownership or lease requirements on January 1 (lease must be dated on or before January 1), may be shown by an AOTE exhibitor who would be eligible to show the dam. (Amended 02-11, effective 01-12)

d. AOTE Declaration

A horse will be declared an AOTE horse when it enters its first AOTE class of the calendar year. Prior to being declared, the AOTE horse must abide by the AOTE rules starting on January 1st. The AOTE horse must be shown under the AOTE guidelines for one calendar year starting on January 1st regardless of the class entered (including open division classes). (Amended 02-11, effective 01-12)

e. Opt-Out

A declared AOTE horse may be removed from the AOTE program by submitting the AOTE Opt-Out Declaration form to the AMHA Office. The AOTE Opt-Out Form must be on file with the Office prior to the AOTE horse being trained, conditioned, groomed, or shown by a professional trainer. The Opt-Out Declaration will not be accepted during the course of any show. Fees - See Fee Schedule. (Amended 02-09, effective 01-10)
(Amended 02-11, effective 01-12)

f. Sale of an AOTE Horse

Should a declared AOTE horse be sold during the calendar year it was designated for, an AOTE Opt-Out Declaration Form must be submitted to the Office prior to, or with the Transfer of Ownership or Lease. Once a horse has been sold, it must wait until the following calendar year to enter AOTE classes.

g. AOTE showing in other divisions

The AOTE horse and handler may show in their appropriate Amateur Level 1 or 2 classes or open division class.

h. Rule Violations

Failure to abide by the AOTE rules once AOTE horse has begun showing within a given calendar year will result in the following penalties:

1. Violations at Local/Championship/World Shows: the declared AOTE horse will be disqualified from all classes at the show where the violation occurred. The AOTE horse will forfeit its AOTE status for the remainder of the calendar year it was declared for. The Amateur will be subject to the AMHA Disciplinary Committee.

2. All alleged violations must be substantiated by official records, show management observation, or other recorded visual evidence.
- B. Ownership requirements
Any horse exhibited in amateur classes must be owned or leased by the amateur individually or jointly, the amateur's family (spouse, mother, father, brother, sister, niece, nephew, son, daughter, grandchild, grandparent, legal ward, in-laws, step-children, step-parents, step-siblings), or solely owned corporation, ranch or farm.
(Amended 12-6-03, effective 01-04)
1. Such ownership must be evidenced by the records of the Association and the Certificate of registration of such horse must show such person as the owner by proper endorsement of the Association at the time the horse is entered in any Amateur class; or the record of lease must be on file at the AMHA office.
- C. Points: a contestant may exhibit more than one horse, however, the points earned by the Amateur with each horse will be compiled separately.
1. Points will be compiled on a one horse/one amateur basis in amateur events, with the exception of showmanship where only the exhibitor is judged. The horse is merely a prop to show the showmanship ability of the amateur exhibitor.
 2. Points are to be awarded on the same basis used in the regular division.
 3. For World High Point Awards, points will be compiled on amateurs from January 1 to December 31.
 4. In the event a horse is sold, a new start must be made by the new owner.
 5. Points earned in Amateur Showmanship class shall remain with the exhibitor.
- D. Showmanship rules for amateurs are the same as outlined for youth showmanship. See CL-080 for showmanship rules.
- E. At local shows, optional Amateur Grand Championship Halter classes may be offered for stallions, mares and geldings. Classes eligible to compete in the appropriate sex division will be Amateur Level 1 and 2, and AOTE. (See PA-020-C. (Amended 12-08-01, effective 01-02)
Points will be awarded to Amateur Grand and Reserve Champions on the same basis as outlined in PA-015 and PA-020.

SN-000 SPECIAL NEEDS DIVISION

SN-010 REQUIREMENTS

All show rules apply to the Special Needs Division except where specifically modified in the passages below regarding the Special Needs Division. All participants who enter an AMHA Special Needs class are responsible for knowing the division rules.

A. Special Needs Eligibility

For horse show purposes, persons competing in this division must have a disability in compliance with the Americans with Disabilities Act (ADA). A disability is defined by the ADA as: "A physical or mental impairment which substantially limits one or more major life activities; or a record of such impairment; or being regarded as having such an impairment."

1. Reasonable accommodations shall be granted on a case by case basis. A reasonable accommodation is any modification or adjustment that makes it possible for an individual with a disability to enjoy equal opportunities.

B. Age Requirements:

The Special Needs division will have 2 subdivisions of classes: Youth classes and Adult classes.

1. Youth Special Needs classes are open to contestants 18 years of age and under (refer to section YD-010-A).
2. Adult Special Needs classes are open to contestants 19 years of age and over (refer to section CL-025-B-3).

C. Ownership

Any horse exhibited does not have to be owned by the exhibitor to acquire AMHyA and AMHA World Championship Show Qualification points (see WS-030); however, in order to qualify for AMHyA and AMHA Titles and Awards and Honor Roll Points, excluding World Championship Show Qualification (see WS-030), the horse must be owned or leased (see lease rules) by: the exhibitor, either individually or jointly, the family (spouse, mother, father, brother, sister, niece, nephew, son, daughter, grandchild, grandparent, legal ward, in-laws, step-children, step-parents, step-siblings), or family owned corporation, ranch or farm. Refer to YD-010-C for other ownership guidelines that will apply to Youth Special Needs Classes. All Adult Special Needs classes will be conducted under the regular division rules (refer to GR-010 for other requirements).

D. Points

A contestant may exhibit more than one horse; however, the points earned by the contestant with each horse will be compiled separately.

1. Points will be compiled on a one horse/one contestant basis in Youth and Adult Special Needs events with the exception of Showmanship points. Showmanship points will remain with the exhibitor.
2. Points are to be awarded on the same basis used in regular division classes.
3. In the event a horse is sold, a new start must be made by the new owner.
4. Adult Special Needs classes will require a minimum of six (6) points to qualify for the AMHA Honor Roll. All other ownership rules outlined in this section and Honor Roll rules outlined in PA-025-A will apply.

Refer to YD-010-D for other requirements regarding points in Youth classes. Refer to PA-010 for point requirements in regular division classes.

- E. Only mares or geldings are to be shown in Youth Special Needs classes.
- F. Only pattern No. 1 is to be used in Special Needs Showmanship classes. See CL-080 for other Showmanship rules.
- G. Headers for Youth Special Needs classes (all ages) are optional (except driving) and may enter the ring during the class with the youth. Headers for Adult Special Needs classes are optional (except driving) and may enter the ring during the class with the Adult. (Amended 02-08, effective 01-09) Youth or Special Needs driving classes requiring an accompanying person for safety, (Adult for all Youth classes), requires that the accompanying person remain in the cart at all times until the exhibitor leaves the arena. A separate header will be required for all youth drivers with an accompanying adult. The accompanying adult will not assist the driver verbally or physically. The touching of the driver by hand will constitute assistance. The accompanying adult's hands must remain on the seat, on the cart, or in their own lap. Any assistance will result in automatic disqualification of that entry.
- H. Special Needs exhibitors shall be excused from wearing the required attire, except in Showmanship classes. (Amended 02-09, effective 01-10)
- I. In Special Needs classes, exhibitors shall be lined up with at least two (2) horse lengths between each exhibitor. (Amended 02-09, effective 01-10)
- J. All exhibitors must follow the driving class general rules in CL-030 with the exception that headers in the line-up are required. An adult or senior youth (13-18) shall be permitted to accompany the driver. An optional header may be allowed in the arena throughout the whole class. The header must stand quietly where the ring steward indicates and shall not

gesture or signal to any of the drivers.
The exhibitor is responsible for controlling the horse.

One style of driving is to be demonstrated: Single Pleasure, Country Pleasure, or Classic Pleasure.

The judging shall be based 60 percent on the exhibitor's performance, 30 percent on how the horse is performing according to the style in which it is being driven, and 10 percent on the appropriateness of vehicle and attire for the style of driving.

(Amended 06-09, effective 01-10)

PA-000 POINTS, AWARDS AND TITLES

PA-010 SHOW CLASSIFICATIONS

- A. Shows shall be classified according to the number of horses in all approved classes limited to AMHA registered horses. This includes halter and performance classes. Each group in a group class, or each multiple hitch, will count as one horse.
- B. Classification of shows as to A, B, C, or D shall be made by the number of the horses actually exhibited during that show.
- Show classification D - 1 to 19 horses
 - Show classification C - 20 to 40 horses
 - Show classification B - 41 to 85 horses
 - Show classification A - over 85 horses

PA-015 POINTS

- A. Points shall be awarded on the following basis to qualifying horses entered and exhibited in AMHA shows:

No. of horses in class	1st	2nd	3rd	4th	5th	6th
1-2	1/2					
3-5	1					
6-8	2	1				
9-11	3	2	1			
12-14	4	3	2	1		
15-17	5	4	3	2	1	
18 & over	6	5	4	3	2	1

1/2 point effective 1-2006.

- B. In any class points shall be awarded on the basis of the total number of eligible horses/exhibitors ACTUALLY JUDGED in competition for that class.
(Amended 11-10-00, effective 01-02)
- C. If any entry is disqualified for any reason after that class has been held, any points earned will be forfeited and points will be awarded to remaining horses/exhibitors according to the actual number of horses exhibited in the class. (Amended 11-10-00, effective 01-02)
(Amended 02-07, effective 01-08)

- D. The horse awarded Supreme Halter Horse will receive two (2) additional points regardless of number of horses competing in that division.

PA-020 GRAND AND RESERVE CHAMPIONS

- A. The grand champion of each junior and senior sex, junior and senior gelding, pleasure driving, country driving and roadster driving divisions will receive at least one point more than any other horse in its respective junior, senior or driving division, provided at least three (3) horses were exhibited in that junior, senior or driving division. If necessary additional points will be added to the points the grand champion won in its age, height or driving class to give it this total. The grand champion will always receive a minimum of at least two (2) points in any show where at least six (6) horses have competed in that junior, senior or driving division. (Amended 02-07, effective 01-08)

Example 1: If the grand champion stallion received three (3) points for being first in his class, and the first place stallion in another class also received three (3) points for being first in his class, then the grand champion stallion will be given one more point so that he will have a point more than any other horse in his sex division.

Example 2: If the grand champion stallion received three (3) points for being first in his class and no other stallion received more than two (2) points for being first in his class, then no additional points will be awarded to the grand champion stallion.

Example 3: The weanling class has two (2) entries, the yearling class has one entry and the two-year-old class has three entries. The winner of the two-year-old class is also junior champion; he received one point for winning his class and another point for being junior champion in order that he shall have a minimum total of two (2) points.

- B. The reserve champion of each junior, senior or driving division shall receive as many points as any horse in his division except the champion. The reserve champion will always receive a minimum of at least one point in any show where at least six (6) horses have competed in the respective junior, senior or driving division. If necessary, additional points will be awarded to the points he won in his class to bring his total up even with the other horse that had the most points. (Amended 02-07, effective 01-08)
- C. The Amateur Grand Championship Halter classes must include first and second place winners from the appropriate sex and age classes. All first and second place winners must show in their respective championship class unless excused by the judge (s) or show manager. The Amateur Grand Champion must be selected from the first place winners in its sex division. The second place winner from

the class providing the Grand Champion and the other first place horses will then be eligible for Reserve Champion. See GR-045 I. All amateur horses must be exhibited by the same amateur owner in the Amateur Grand Championship Class as in the class in which it qualified. If an amateur has more than one horse in the Amateur Grand Championship class, the additional horse(s) must be exhibited by another amateur handler or be withdrawn with the permission of the judge(s) or show management. (Amended 11-10-00, effective 01-02)

PA-025 TITLES AND AWARDS

A. Honor Roll

The AMHA will make annual awards based on the number of points earned by an individual horse during that show year (from January 1 to December 31) in competition in each of the events in which points are awarded at AMHA approved shows. (Amended 11-10-00, effective 01-02) (Amended 10-11, effective 01-12)

1. The horse who earns more points during a show year than any other horse has earned in that event will be the year's High Point earner for that event and an appropriate trophy or plaque will be awarded to the horse's owner (example: 1996 Honor Roll Jumping or 1996 Honor Roll Open Roadster Driving).
2. In halter, the horse who earns the most points during a year in each age and height classification in each sex division will receive an appropriate trophy or plaque (Example: 1996 Honor Roll Weanling Stallion or 1996 Honor Roll Senior Mare 28" and under or 1996 Honor Roll Two-Year-Old Gelding). If a horse shows in more than one height class, the points from both height classes will be combined and awarded to the higher height class.
(Amended 11-10-00, effective 01-02)
3. Each of the top ten (10) point earners for that year in each event will be so designated and an appropriate certificate shall be prepared and mailed to the owners of said horses.
4. To qualify for any Honor Roll titles, trophies, or certificates listed above, the horse must have earned at least ten (10) points in the event during the year, except in Adult Special Needs classes where a minimum of six (6) points must be earned. (Amended 02-08, effective 01-09)

B. AMHA Champions

This title may be awarded to any individual stallion, mare, or gelding registered with the Association after it has won a total of fifty (50) or more points in competition in official AMHA shows provided:

1. That the points have been won in seven (7) or more shows under seven (7) or more judges.
2. That at least twenty (20) points have been won in halter classes.

3. That at least fifteen (15) of these points have been won in performance classes and specialty halter classes with a minimum of five (5) points each having been earned in at least one category of performance events and one category of specialty events or two (2) categories of performance. These five (5) points must be earned in at least two (2) categories and cannot be earned in a combination of categories.
 - a. The following performance events have been divided into three (3) categories:
 - Category I - Open Single Pleasure Driving (32" & under/over 32" to 34"), Open Country Pleasure Driving (32" & under/over 32" to 34"), Open Classic Pleasure Driving (32" & under/over 32" to 34") and Open Roadster Driving
 - Category II - Open Halter Obstacle & Open Obstacle Driving
 - Category III - Open Hunter, Open Jumping & Liberty
 - b. Specialty Halter classes will consist of Multi-color and Solid-color.
4. When the title of "AMHA Champion" is achieved, the owner of the said horse may request the proper certificate from the AMHA office; after verification, the certificate shall be prepared and forwarded to the owner of the said horse.
(Amended 07-13-02, effective 01-03)

C. AMHA Superior Event Horse

This title may be awarded to any individual stallion, mare, or gelding registered with the Association provided said horse has earned seventy-five (75) or more points in any one AMHA recognized event. Of these seventy-five (75) points only forty-five (45) points may be earned as a two-year-old and younger horse.

1. Example: A horse who earns a minimum of seventy-five (75) points in Single Pleasure Driving will be designated as AMHA Superior Single Pleasure Driving Horse: with seventy-five (75) points in halter it would be listed as a Superior Halter Horse.
2. A horse may receive this title for each separate class in which he has earned seventy-five (75) points (see PA-030-B for performance and PA-030-A for halter qualifying classes).
3. When the title of "AMHA Superior Event Horse" is achieved, the owner of the said horse may request the proper certificate from the AMHA office; after verification, the certificate shall be prepared and forwarded to the owner of the said horse.
(Amended 07-13-02, effective 01-03)

D. Register of Merit

The purpose of the Register of Merit is to establish a record of performance.

1. Horses are awarded a Register of Merit when they

have won at least twenty (20) points in any one class.
(Amended 02-11, effective 01-12)

2. For list of classes eligible for ROM see PA-030-A,B,& C.
3. When the title of "AMHA Register of Merit" is achieved, the owner of the said horse may request the proper certificate from the AMHA office; after verification, the certificate shall be prepared and for awarded to the owner of the said horse.
(Amended 07-13-02, effective 01-03)

PA-026 YOUTH TITLES AND AWARDS

- A. A photocopy of the youth's birth certificate may be required to receive any AMHA High Point awards.
- B. Youth Honor Roll (Established 1989)
The youth and his/her horse in each age group earning the most points in each youth event during that show year (from January 1 to December 31) will be the year's High Point earner for that event and an appropriate award will be given. Youths and their horses placing second through tenth will receive an appropriate certificate. A minimum of six (6) points must be earned to be eligible for this award and/or certificate.
- C. Youth Champion (Established 1989)
 1. To be eligible for this recognition, the youth must comply with the ownership requirements as specified in Rule YD-010-C.
 2. Points toward an AMHA Youth championship need not be earned in any one year. They may be accumulated until the youth reaches the age limit.
 3. The title AMHA Youth Champion shall be awarded after the youth has earned a total of fifty (50) or more points in youth competition in official AMHA shows provided:
 - a. That the points have been won in ten (10) or more shows under ten (10) or more judges.
 - b. That at least twenty (20) of these points have been earned in Showmanship, and of these twenty (20), a minimum of ten (10) points must have been won in either class A or B shows. (See Rule PA-010-B).
 - c. That at least fifteen (15) of these points have been won in performance and halter classes with a minimum of five (5) points each having been earned in at least two (2) categories of performance.
 - d. The following youth halter/performance events have been divided into four (4) categories.

- | | |
|--------------|---|
| Category 1 - | Youth Halter |
| Category 2 - | Youth Single Pleasure Driving
Youth Roadster Driving
Youth Country Pleasure Driving
Youth Classic Pleasure Driving |
| Category 3 - | Youth Halter Obstacle
Youth Driving Obstacle |

Category 4 - Youth Hunter
Youth Jumper

Youth costume points may be used only to reach the total points required for AMHA youth championship.

When the title of “AMHA Youth Champion” is achieved, the youth may request the proper certificate from the AMHA office; after verification, the certificate shall be prepared and forwarded to that youth.

(Amended 07-13-02, effective 01-03)

D. Youth Superior Event Horse (Established 1989)

This title shall be awarded to any youth provided the youth and his/her horse have earned seventy-five (75) or more points in any one recognized event.

When the title “AMHA Youth Superior Event” is achieved, the youth may request the proper certificate from the AMHA office, after verification, the certificate shall be prepared and forwarded to that youth.

(Amended 07-13-02, effective 01-03)

E. Youth Register of Merit (Established 1989)

Merit is to establish a record of performance.

1. Horses are awarded a Register of Merit when they have earned at least twenty (20) points in any one class.
2. For list of classes eligible for ROM see PA-030-D 1-33.
3. When the title “Youth Register of Merit” is achieved, the youth may request the proper certificate from the AMHA office; after verification, the certificate shall be prepared and forwarded to that youth.

(Amended 07-13-02, effective 01-03)

PA-027 AMATEUR TITLES AND AWARDS

A. Amateur Honor Roll (Established 1998)

The amateur and his/her horse in each Amateur class earning the most points during that show year (from January 1 to December 31) will be the years High Point winner for that event and an appropriate trophy or plaque will be awarded. Amateurs and their horses placing second through tenth will receive an appropriate certificate. A minimum of six (6) points must be earned to be eligible for this award and/or certificate.

1. Honor Roll points for Amateurs shall be divided into levels and heights for junior and senior horses, regardless of class description; i.e., Amateur Junior Mare Level 1 30” & Under, etc.
2. Amateur Regional Honor Roll titles for each of the top ten point earners for each region during a year will be recognized and published in the Miniature Horse World magazine. (Amended 02-11, effective 01-12)

B. Amateur Champion (Established 1998)

1. To be eligible for this recognition, the amateur must comply with the ownership requirements as specified in

Rule AM-010 B.

2. Points toward an AMHA Amateur Championship need not be earned in any one year.
3. The title AMHA Amateur Champion shall be awarded after the amateur has earned a total of fifty (50) or more points in amateur competition in official AMHA shows provided:
 - a. That the points have been won in seven (7) or more shows under seven (7) or more judges.
 - b. That at least twenty (20) of these points have been won in halter classes, (i.e.: Amateur halter mares or Amateur halter geldings).
 - c. That at least fifteen (15) of these points have been won in performance classes with a minimum of five (5) points each having been earned in at least two (2) categories of performance.
 - d. The following amateur performance events have been divided into four (4) categories:

Category 1 -	Amateur Showmanship
Category 2 -	Amateur Single Pleasure Driving Amateur Roadster Driving Amateur Country Pleasure Driving Amateur Classic Pleasure Driving
Category 3 -	Amateur Halter Obstacle Amateur Driving Obstacle
Category 4 -	Amateur Hunter Amateur Jumper

When the title "Amateur Champion" is achieved, the amateur may request the proper certificate from the AMHA office; after verification, the certificate shall be prepared and forwarded to that amateur.

(Amended 07-13-02, effective 01-03)

- C. Amateur Superior Event Horse (Established 1998)

This title shall be awarded to any amateur provided the amateur and his/her horse have earned seventy-five (75) or more points in any one recognized event.

When the title "Amateur Superior Event Horse" is achieved, the amateur may request the proper certificate from the AMHA office; after verification, the certificate shall be prepared and forwarded to that amateur.

(Amended 07-13-02, effective 01-03)
- D. Amateur Register of Merit (Established 1998)

The purpose of the Register of Merit is to establish a record of performance.

 1. Horses are awarded a Register of Merit when they have earned at least twenty (20) points in any one class.
 2. For list of classes eligible for ROM see PA-030-E 1- 47.
 3. When the title "Amateur Register of Merit" is achieved, the amateur may request the proper certificate from the AMHA office; after verification, the certificate shall be prepared and forwarded to that amateur. (Amended 07-13-02, effective 01-03)

PA-030 RECOGNIZED POINT CLASSES

A. Halter Division

The halter classes listed below are those recognized by AMHA for points:

1. Weanling mares and stallions - 30" and under
2. Yearling mares & stallions - 28" and under
3. Yearling mares & stallions - Over 28" to 30"
4. Yearling mares & stallions - Over 30" to 32"
5. Two-year-old mares & stallions - 29" and under (Amended 11-10-00, effective 01-02)
6. Two-year-old mares & stallions - Over 29" up to & including 31" (Amended 11-10-00, effective 01-02)
7. Two-year-old mares & stallions - Over 31" to 33" (Amended 11-10-00, effective 01-02)
8. Weanling geldings - 30" and under (Amended 02-11, effective 01-12)
9. Yearling geldings - 32" & under (Amended 02-11, effective 01-12)
10. Two-year-old geldings - 33" and under
11. Senior mares and stallions - 28" and under
12. Senior mares and stallions - Over 28" up to and including 30"
13. Senior mares and stallions - Over 30" up to and including 32"
14. Senior mares and stallions - Over 32" up to and including 34"
15. Senior geldings - 30" and under
16. Senior geldings - Over 30" up to and including 32"
17. Senior geldings - Over 32" up to and including 34"

Points earned in approved combined classes as specified in CL-015 will count for TITLES AND AWARDS PA-025 and WORLD CHAMPIONSHIP SHOW WS-030 according to the classes listed above.

B. Performance Division

The performance classes listed below are those recognized by AMHA for points:

1. Open Single Pleasure Driving - 32" & under (two-wheeled cart with basket)
2. Open Single Pleasure Driving - Over 32" up to and including 34" (two-wheeled cart with basket)
3. Open Country Pleasure Driving - 32" & under
4. Open Country Pleasure Driving - Over 32" up to & including 34"
5. Ladies Country Pleasure Driving (Amended 11-10-00, effective 01-02)
6. Gentlemen's Country Pleasure Driving (Amended 11-10-00, effective 01-02)
7. Ladies Single Pleasure Driving
8. Gentlemen's Single Pleasure Driving
9. Single Pleasure Driving - Stallions
10. Single Pleasure Driving - Mares
11. Single Pleasure Driving - Geldings
12. Country Pleasure Driving - Stallions

- (Amended 02-21-02, effective 01-03)
13. Country Pleasure Driving – Mares
(Amended 02-21-02, effective 01-03)
 14. Country Pleasure Driving – Geldings
(Amended 02-21-02, effective 01-03)
 15. 3 year old Open Country Pleasure Driving
 16. 4 year old Open Country Pleasure Driving
 17. 3 year old Open Single Pleasure Driving
 18. 4 year old Open Single Pleasure Driving
 19. 3 year old Open Classic Pleasure Driving
(Amended 12-20-11, effective 01-12)
 20. 4 year old Open Classic Pleasure Driving
(Amended 12-20-11, effective 01-12)
 21. Open Classic Pleasure Driving - under 32”
 22. Open Classic Pleasure Driving - 32-34”
 23. Classic Pleasure Driving Geldings
(Amended 02-10, effective 01-11)
 24. Classic Pleasure Driving Mares
(Amended 02-10, effective 01-11)
 25. Classic Pleasure Driving Stallions
(Amended 02-10, effective 01-11)
 26. Ladies Classic Pleasure Driving
(Amended 02-10, effective 01-11)
 27. Gentlemens Classic Pleasure Driving
(Amended 02-10, effective 01-11)
 28. Open Roadster
 29. Ladies Roadster
 30. Gentlemen’s Roadster
 31. Obstacle Driving
 32. Halter Obstacle
 33. Liberty
 34. Hunter
 35. Jumper
 36. Adult Costume
 37. Group Costume
 38. Single Fine Harness Viceroy
 39. -Open Multiple - Hitch-Draft Harness - Pairs or Tandem
 40. -Open Multiple - Hitch-Draft Harness - Three (3) or more
 41. -Open Multiple - Hitch-Light Harness - Pairs or Tandem
 42. -Open Multiple - Hitch-Light Harness - Three (3) or more
 43. Formal Park Driving
 44. Antique Vehicle Driving
 45. Adult Showmanship
 46. Golden Showmanship
 47. Versatility

C. Specialty Halter Classes

The specialty halter classes listed below are those recognized by AMHA for points:

1. Multi-color stallions and geldings
2. Solid-color stallions and geldings
3. Multi-color mares
4. Solid-color mares

D. Youth Division

The youth classes listed below are those recognized by AMHA for points:

1. Youth 7 years of age and under exhibiting mare
2. Youth 8 to 12 years of age exhibiting mare
3. Youth 13 to 18 years of age exhibiting mare
4. Youth 7 years of age and under exhibiting gelding
5. Youth 8 to 12 years of age exhibiting gelding
6. Youth 13 to 18 years of age exhibiting gelding
(The above classes 1 through 6 may be further divided into junior and senior mares and geldings.)
7. YOTE Mares 18 & Under
(Amended 02-10, effective 01-11)
8. YOTE Geldings 18 & Under
(Amended 02-10, effective 01-11)
9. Youth Showmanship 7 and under
10. Youth Showmanship 8 to 12
11. Youth Showmanship 13 to 18
12. Youth Single Pleasure Driving 12 years of age and under
13. Youth Single Pleasure Driving 13 years of age and older
14. YOTE Single Pleasure Driving 18 & Under
(Amended 02-20-11, effective 01-12)
15. Youth Country Pleasure Driving 12 years of age and under
16. Youth Country Pleasure Driving 13 years of age and older
17. YOTE Country Pleasure Driving 18 & Under
(Amended 12-20-11, effective 01-12)
18. Youth Classic Pleasure Driving 12 and under
19. Youth Classic Pleasure Driving 13-18
20. YOTE Classic Pleasure Driving 18 & Under
(Amended 12-20-11, effective 01-12)
21. Youth Roadster
22. Youth Roadster 12 years of age and under*
23. Youth Roadster 13 years of age and older*
24. YOTE Roadster 18 & Under
(Amended 2-20-11, effective 01-12)
25. Youth Halter Obstacle 12 years of age and under
26. Youth Halter Obstacle 13 years of age and older
27. -Youth Obstacle Driving 12 years of age and under
28. Youth Obstacle Driving 13 years of age and older
29. Youth Hunter 12 years of age and under
30. Youth Hunter 13 years of age and older
31. Youth Jumper 12 years of age and under
32. Youth Jumper 13 years of age and older
33. Youth Costume
34. Youth Versatility
(Amended 02-12, effective 01-13)
35. Youth Versatility, 12 years of age and under
(Amended 02-12, effective 01-13)
36. Youth Versatility, 13 years of age and over
(Amended 02-12, effective 01-13)

* These classes will be offered at the Championship and World Shows only. (Amended 02-06, effective 01-07)

E. Amateur Division

The amateur classes listed below are those recognized by AMHA for points and Honor Roll:

1. AOTE Exhibiting Jr. Mare, Level 1
2. AOTE Exhibiting Jr. Mare, Level 2
3. AOTE Exhibiting Sr. Mare, Level 1
4. AOTE Exhibiting Sr. Mare, Level 2
5. AOTE Exhibiting Jr. Stallion, Level 1
6. AOTE Exhibiting Jr. Stallion, Level 2
7. AOTE Exhibiting Sr. Stallion, Level 1
8. AOTE Exhibiting Sr. Stallion, Level 2
9. AOTE Exhibiting Jr. Gelding, Level 1
10. AOTE Exhibiting Jr. Gelding, Level 2
11. AOTE Exhibiting Sr. Gelding, Level 1
12. AOTE Exhibiting Sr. Gelding, Level 2
(Amended 02-07, effective 01-08)
(Amended 02-08, effective 01-09)
13. Amateur Jr Mares, 30 & under, Level 1
14. Amateur Jr Mares over 30-33, Level 1
15. Amateur Jr Mares 30 & under, Level 2
16. Amateur Jr Mares over 30-33, Level 2
17. Amateur Sr Mares, 30 & under, Level 1
18. Amateur Sr Mares over 30-34, Level 1
19. Amateur Sr Mares 30 & under, Level 2
20. Amateur Sr Mares over 30-34, Level 2
21. Amateur Jr Stallion 30 & under, Level 1
22. Amateur Jr Stallion over 30-33, Level 1
23. Amateur Jr Stallions 30 & under, Level 2
24. Amateur Jr Stallions over 30-33, Level 2
25. Amateur Sr Stallion 30 & under, Level 1
26. Amateur Sr Stallion over 30-34, Level 1
27. Amateur Sr Stallions 30 & under, Level 2
28. Amateur Sr Stallions over 30-34, Level 2
29. Amateur Jr Geldings, Level 1
30. Amateur Jr Geldings, Level 2
31. Amateur Sr Gelding 30 & under, Level 1
32. Amateur Sr Gelding over 30-34, Level 1
33. Amateur Sr Geldings 30 & Under, Level 2
34. Amateur Sr Geldings over 30-34, Level 2
(Amended 02-06, effective 01-07 - Level 2)
(Amended 02-07, effective 01-08 - Level 1)
35. Amateur Showmanship
36. Amateur Single Pleasure Driving, level 1, 2
37. AOTE Single Pleasure Driving
38. Amateur Country Pleasure Driving, level 1, 2
39. AOTE Country Pleasure Driving
40. Amateur Classic Pleasure Driving, level 1, 2
41. AOTE Classic Pleasure Driving
42. Amateur Roadster
43. AOTE Roadster
44. Amateur Halter Obstacle
45. Amateur Obstacle Driving
46. Amateur Hunter
47. Amateur Jumper

- F. Special Needs Division
1. Youth Special Needs Showmanship 18 & under
 2. Youth Special Needs 18 & under exhibiting Mare or Gelding
 3. Adult Special Needs Showmanship
 4. Adult Special Needs showing Mare
 5. Adult Special Needs showing Stallion or Gelding
(Amended 02-09, effective 01-10)
 6. Special Needs Driving. Driver may be accompanied by an adult or senior youth (13-18).
(Amended 02-06, effective 01-07)

WS-000 WORLD CHAMPIONSHIP AND CHAMPIONSHIP SHOWS

Entry Procedures: The AMHA Regional and World Championship Shows are open to all AMHA registered horses and owners who are in good standing with the AMHA, (GR-025-G), who have met all the requirements set forth in GR-010 of the current year Show Rules, and who have earned the necessary qualifying points (WS-030-A), or the alternative qualification under (WS-030-F), during point accumulation period under (WS-030-B), and have met all other requirements for qualification to include but not limited to an Open, Amateur, or Youth Card.

WS-005 GUIDELINES

Championship shows are to use the same guidelines as the World Championship Show with the exception of points.

WS-010 LOCATION AND DATE

- A. The World Championship Show will be held annually.
- B. The World Championship Show shall be held in the Central (Regions 6, 7, 12, 13) section of North America. The World Championship Show site shall be selected based upon criteria including but not limited to enclosed and covered areas; enclosed stalls sufficient in number to meet the current needs of the Association; close proximity of hotels, restaurants, availability, cost, quality, features, etc.
- C. Effective 1997, there will be three (3) Championship Shows held annually. They are to be divided as listed below: Western (Regions 8,9,10), Central (Regions 6,7,12,13) and Eastern (Regions 1,2,3,4,5,11) with the exception of Missouri and Louisiana which will be in the Central Region. All residents of foreign countries must declare the Championship show in which they desire their horses to be shown by the June 1 deadline. **A horse must exhibit in at least one class at a local show to qualify for a Championship Show.** (Amended 02-14, effective 01-15)

WS-012 NOTIFICATION

The AMHA office will provide exhibitors with verification of receipt of entries in World Championship Show as well as eligibility within 15 days prior to the World Championship Show.

WS-015 JUDGES FOR WORLD CHAMPIONSHIP SHOW

A. Number of Judges

The number of judges required to judge the World Championship Show shall be two (2) teams of five (5) separate judges each. One team will judge all open classes and all performance classes other than youth and amateur. Team 2 will judge all youth and amateur classes. Specialty classes will be divided between the two (2) teams.

B. Selection of Judges

The Licensed Officials Committee is to furnish a list of thirty (30) names of judges to the AMHA office prior to the mid-summer Board of Directors Meeting of each year. The AMHA office is to hire ten (10) judges. These judges are to be AMHA-carded.

(Amended 12-6-03, effective 01-04)

1. World Championship Show judges shall not have judged an AMHA-approved show for 60 days prior to the World Championship Show.
2. World Championship Show judges shall be announced by January 1 of each show year, or as soon as all contracts are finalized.
3. Judges teams shall be announced the first day of the World Championship Show.
4. (See LO-039)

WS-016 CHAMPIONSHIP SHOW JUDGES

A. Selection of Judges for Championship Shows

1. Championship judges will be hired by the AMHA office.
2. Each Championship judging team will consist of three (3) judges.

WS-020 OFFICIALS

A. Show Manager

The World Championship and Championship Show Manager must be a professional show manager to be hired by the Board of Directors. The liaison between show manager and the AMHA will be the AMHA office. The Show Manager must have no conflict of interest. Upon direction of the Board of Directors, the AMHA office may be required to function in the capacity of Show Manager.

B. Stewards and other employees to be hired or supplied by the Show Manager/AMHA office and must not have a conflict of interest. (Refer to LO-041)

WS-025 JUDGING SYSTEM

- ### **A.**
- The World Championship Show will have five (5) judges who will pick the Top Ten horses in halter classes, using a five (5) judge system wherein both the high and low scores are deleted and the remaining three (3) scores will determine the Top Ten. (Amended 02-07, effective 01-08)
(Amended 06-09, effective 01-10)

- B. Class splits for Halter classes will be determined at the discretion of the Show Manager; however, it is mandatory that all classes be split at forty five (45). Each judge will place ten (10) horses out of each go round first through tenth. Using the accumulated point system, the Top Ten from each go round shall be designated semi-finalists. The numbers of the semi-finalists shall be posted as soon as possible after tabulation is completed. The semi-finalists will return to the ring to determine the final Top Ten. Finalists shall return for judging at a later time for selection of Champions and Reserves and down to tenth place.
- C. Driving classes will numerically be split as equally as possible based upon the length and width of the arena, multiplied by two, to determine the running feet of the arena and then divided by 36 running feet per horse. Each judge will score their top ten horses. Using the accumulated point system, the top ten from each go will be considered as possible finalist. The Show Manager will bring back the maximum amount of horses possible per split, but not to exceed ten or a number that exceeds the maximum allowable exhibitors for the running feet of the arena. **If final is run immediately after splits, the paddock master will separate and send split A into the ring followed by split B with the two minute gate rule being strictly enforced.** (Amended 02-11, effective 01-12), (Amended 02-14, effective 01-15)
- D. Championship shows will be judged with a three (3) judge system wherein all three scores will be used in the tabulation for class placing.
- E. Show management reserves the right to judge classes in two (2) rings simultaneously if suitable and necessary. When it becomes necessary to use two (2) rings, they shall be divided into halter and performance (single work classes). Each performance exhibitor shall be extended all courtesy and consideration with a view to affording them the opportunity to show each horse in each class.

WS-027 ORDER OF GO

- A. At the discretion of the management of the World Championship and Championship Shows, random go orders may be generated by the computer for judging any classes, both performance and halter. (Amended 02-21-02, effective 01-03)
- B. A horse entering the ring in the wrong order or have missed entering the arena in the assigned order will be eliminated from competition. It is the exhibitor/handler's responsibility to enter the arena in the posted order of go. Deviations to the order of go may only be made by Show Management, and only in the cases of extraordinary circumstances, i.e., use of two show arenas, broken equipment, etc. (Amended 2-26-05, effective 01-06)

- C. The Regional Championship or World Show Manager has the authority to design course and showmanship patterns increasing the level of difficulty within the direction of rule CL-080. (Amended 02-12, effective 01-13))

WS-028 MEASUREMENT OF HORSES

- A. Once show officials have followed the rules for measuring the horse (GR-020) and the horse has been measured, the measurement becomes the official height for that show and is not protestable once the horse enters the ring. The height of the horse will be posted three (3) hours prior to the horse entering the ring. If any horse is shown where measurement was not posted (unless through show management error) in accordance with the above, its height can be protested up to one hour after its class is completed. If a protest is filed, the procedures for protest as outlined in GR-050 must be followed.
- B. If a horse shows in two (2) different height classes during the World qualifying period and at the World Championship Show the horse measures in the taller height class, the horse must have the required number of points of the taller height class to be able to compete at the World Championship Show. Points may be accumulated and combined in all height classes throughout the World qualifying period to qualify for the higher height class, but may not be used to qualify for a lower height class than the class in which the points were earned.
(Amended 07-02, effective 01-03)
(Amended 02-07, effective 01-08)
- C. Beginning in 1998, World Championship and Championship Shows to use measuring stick as described in GR-020-B.

WS-030 CLASSES

AMHA Registered weanlings are exempt from AMHA Regional Championship & AMHA World Show qualification.

- A. The qualifying classes for the World Championship Show are:
(Amended 02-10, effective 01-11) (Amended 02-11, effective 01-12) (Amended 02-12, effective 01-13)

Qualifying Points

	1. President's Touch of Class	0
*	2. Weanling Geldings	0
	3. Yearling Geldings	1
*	4. Two-year-old Geldings	1
	5. Senior Geldings 30" and under.....	1
	6. Senior Geldings over 30" to 32".....	1
	7. Senior Geldings over 32" to 34".....	2
**	8. Weanling Mares 26" & under.....	0
**	9. Weanling Mares over 26" to 30"	0
	10. Yearling Mares 28" and under	5
	11. Yearling Mares over 28" to 30"	5
	12. Yearling Mares over 30" to 32"	5
	13. Two-year-old Mares 29" and under	2

	14. Two-year-old Mares over 29" to 31"	4
	15. Two-year-old Mares over 31" to 33"	6
**	16. Weanling Stallions 26" & under	0
**	17. Weanling Stallions over 26" to 30"	0
	18. Yearling Stallions 28" and under	5
	19. Yearling Stallions over 28" to 30"	5
	20. Yearling Stallions over 30" to 32"	5
	21. Two-year-old Stallions 29" and under	2
	22. Two-year-old Stallions over 29" to 31"	4
	23. Two-year-old Stallions over 31" to 33"	6
	24. Senior Mares over 32" to 34"	4
	25. Senior Mares over 30" to 32"	2
	26. Senior Mares over 28" to 30"	1
*	27. Senior Mares 28" and under	1
	28. Senior Stallions over 32" to 34"	7
	29. Senior Stallions over 30" to 32"	7
	30. Senior Stallions over 28" to 30"	3
*	31. Senior Stallions 28" and under	1
	32. World Grand Champion Junior Gelding	
	33. World Grand Champion Senior Gelding	
	34. World Grand Champion Junior Mare	
	35. World Grand Champion Senior Mare	
	36. World Grand Champion Junior Stallion	
	37. World Grand Champion Senior Stallion	
	38. Multiple Hitch-Light Harness Pairs or Tandem	0
	39. Multiple Hitch-Light Harness Three or more	0
	40. Multiple Hitch-Draft Harness Pairs or Tandem	0
	41. Multiple Hitch-Draft Harness Three or more	0
	42. Youth Showmanship 7 and under	0
*	43. Youth Showmanship 8-12	1
*	44. Youth Showmanship 13-18	1
	45. Youth Special Needs Showmanship 18 and under	0
*	46. Amateur Showmanship	2
	47. Youth 7 and under exhibiting Junior Mare	0
*	48. Youth 8-12 exhibiting Junior Mare.....	1
*	49. Youth 13 and older exhibiting Junior Mare.....	1
*	50. Amateur Junior Mares, level 1	2
*	50A. Amateur Junior Mares 30" & under, level 1	0
*	50B. Amateur Junior Mares over 30-33," level 1	2
*	51. Amateur Junior Mares, level 2	2
*	51A. Amateur Junior Mares 30" & under, level 2	0
*	51B. Amateur Junior Mares over 30-33," level 2	2
	52. Youth 7 and under exhibiting Senior Mare	0
*	53. Youth 8-12 exhibiting Senior Mare	1
*	54. Youth 13 and older exhibiting Senior Mare	1
*	55. Amateur Senior Mares, level 1	2
*	55A. Amateur Senior Mares 30" & under, level 1	0
*	55B. Amateur Senior Mares over 30-34," level 1	2
*	56. Amateur Senior Mares, level 2.....	2
*	56A. Amateur Senior Mares 30" & under, level 2.....	0
*	56B. Amateur Senior Mares 30-34," level 2	2
	57. Youth 7 and under exhibiting Junior Gelding.....	0
*	58. Youth 8-12 exhibiting Junior Gelding.....	1

* 59. Youth 13 and older exhibiting Junior Gelding.....	1
60. Youth 7 and under exhibiting Senior Gelding	0
* 61. Youth 8-12 exhibiting Senior Gelding	1
* 62. Youth 13 and older exhibiting Senior Gelding.....	1
* 63. Youth Special Needs 18 & under exhibiting Mare or Gelding	0
* 64. Amateur Junior Geldings, level 1	1
* 65. Amateur Junior Geldings, level 2	1
* 66. Amateur Senior Geldings, level 1	1
* 66A. Amateur Senior Geldings 30" & under, level 1	0
* 66B. Amateur Senior Geldings over 30-34," level 1	1
* 67. Amateur Senior Geldings, level 2.....	1
* 67A. Amateur Senior Geldings 30" & under, level 2	0
* 67B. Amateur Senior Geldings 30-34," level 2.....	1
* 68. Amateur Junior Stallion, level 1.....	3
* 68A. Amateur Junior Stallion 30" & under, level 1	0
* 68B. Amateur Junior Stallion over 30-33," level 1	3
* 69. Amateur Junior Stallion, level 2.....	3
* 69A. Amateur Junior Stallion 30" & under, level 2	0
* 69B. Amateur Junior Stallion 30-33," level 2	3
* 70. Amateur Senior Stallion, level 1	2
* 70A. Amateur Senior Stallion 30" & under, level 1	0
* 70B. Amateur Senior Stallions over 30-34," level 1.....	2
* 71. Amateur Senior Stallion, level 2	2
* 71A. Amateur Senior Stallion 30" & under, level 2	0
* 71B. Amateur Senior Stallions 30-34," level 2	2
* 72. YOTE Mares 18 & Under	1
* 73. AOTE exhibiting a Mare	1
* 73A. AOTE exhibiting a Junior Mare, level 1.....	1
* 73B. AOTE exhibiting a Junior Mare, level 2	1
* 73C. AOTE exhibiting a Senior Mare, level 1	1
* 73D. AOTE Exhibiting a Senior Mare, level 2.....	1
* 74. AOTE exhibiting a Stallion	1
* 74A. AOTE exhibiting a Junior Stallion, level 1.....	1
* 74B. AOTE exhibiting a Junior Stallion, level 2	1
* 74C. AOTE exhibiting a Senior Stallion, level 1	1
* 74D. AOTE exhibiting a Senior Stallion, level 2	1
* 75. YOTE Geldings 18 & Under	1
* 76. AOTE exhibiting a Gelding.....	1
* 76A. AOTE exhibiting a Junior Gelding, level 1	1
* 76B. AOTE exhibiting a Junior Gelding, level 2	1
* 76C. AOTE exhibiting a Senior Gelding, level 1.....	1
* 76D. AOTE exhibiting a Senior Gelding, level 2.....	1
* 77. Adult Showmanship.....	1
78. Golden Showmanship.....	0
79. Adult Special Needs Showmanship.....	0
80. Adult Special Needs Halter Showing a Mare.....	0

80A. Adult Special Needs Halter Showing	
a Stallion or Gelding	0
81. Youth Costume	0
82. Adult Costume	0
83. Group Costume	0
84. Youth Halter Obstacle 12 & Under.....	1
85. Youth Halter Obstacle 13-18.....	1
* 86. Amateur Halter Obstacle.....	2
87. Open Halter Obstacle	6
88. Youth Hunter 12 & Under	1
89. Youth Hunter 13-18	1
* 90. Amateur Hunter	1
91. Open Hunter.....	2
92. Youth Jumper 12 & Under.....	1
93. Youth Jumper 13-18	1
* 94. Amateur Jumper.....	2
95. Open Jumper	4
96. Liberty	5
97. Multi-color Mares	5
98. Solid-color Mares.....	5
99. Multi-color Stallions & Geldings.....	5
100. Solid-color Stallions & Geldings	7
101. Best Matched Pair	0
102. Get of Sire.....	0
103. Produce of Dam	0
104. Mare and Foal.....	0
105. Three by One Owner	0
106. Open Roadster.....	3
107. Youth Roadster 12 & Under	1
108. Youth Roadster 13-18	1
109. Amateur Roadster	0
110. YOTE Roadster 18 & Under	1
(Amended 12-20-11, effective 01-12)	
111. AOTE Roadster	0
112. Ladies Roadster	0
113. Gentlemen's Roadster	0
114. Youth Obstacle Driving 12 & Under.....	1
115. Youth Obstacle Driving 13-18	1
* 116. Amateur Obstacle Driving.....	1
117. Open Obstacle Driving.....	1
*** 118. Youth Pleasure Driving 7 & under (form required)	0
119. Youth Country Pleasure Driving 8-12	1
120. Youth Country Pleasure Driving 13 to 18	1
* 121. Amateur Country Pleasure Driving, Level 1.....	2
* 122. Amateur Country Pleasure Driving, Level 2.....	2
123. YOTE Country Pleasure Driving 18 & Under	1
(Amended 12-20-11, effective 01-12)	
* 124. AOTE Country Pleasure Driving	1
125. Open Country Pleasure Driving 32" & Under	3
126. Open Country Pleasure Driving over 32 -34"	3
127. Ladies Country Pleasure Driving	1
128. Gentlemen's Country Pleasure Driving.....	1
129. Country Pleasure Driving – Stallions	3
130. Country Pleasure Driving – Mares	1
131. Country Pleasure Driving – Geldings.....	2

132. 3 Yr. Old Open Country Pleasure Driving	0
133. 4 Yr. Old Open Country Pleasure Driving	0
134. Youth Single Pleasure Driving 8-12	1
135. Youth Single Pleasure Driving 13-18	1
* 136. Amateur Single Pleasure Driving, Level 1	1
* 137. Amateur Single Pleasure Driving, Level 2	1
138. YOTE Single Pleasure Driving 18 & Under	1
(Amended 12-20-11, effective 01-12)	
* 139. AOTE Single Pleasure Driving	1
140. Open Single Pleasure Driving 32" & under	1
141. Open Single Pleasure Driving over 32" - 34"	1
142. Ladies Single Pleasure Driving	1
143. Gentlemen's Single Pleasure Driving	1
144. Single Pleasure Driving - Stallions	1
145. Single Pleasure Driving - Mares.....	1
146. Single Pleasure Driving - Geldings.....	1
147. 3 Yr. Old Open Single Pleasure Driving	0
148. 4 Yr. Old Open Single Pleasure Driving	0
149. Open Classic Pleasure Driving, 32" and under	3
150. Open Classic Pleasure Driving, over 32-34"	3
151. Youth Classic Pleasure Driving, 8-12.....	1
152. Youth Classic Pleasure Driving, 13-18.....	1
153. Amateur Classic Pleasure Driving, Level 1	2
154. Amateur Classic Pleasure Driving, Level 2	2
155. YOTE Classic Pleasure Driving 18 & Under.....	1
(Amended 12-20-11, effective 01-12)	
156. AOTE Classic Pleasure Driving.....	1
157. Classic Pleasure Driving Geldings	2
158. Classic Pleasure Driving Mares	1
159. Classic Pleasure Driving Stallions	3
160. Ladies Classic Pleasure Driving.....	1
161. Gentlemen's Classic Pleasure Driving.....	1
162. 3 Yr Old Open Classic Pleasure Driving.....	0
(Amended 12-20-11, effective 01-12)	
(Amended 06-13, effective 01-14)	
163. 4 Yr Old Open Classic Pleasure Driving.....	0
(Amended 12-20-11, effective 01-12)	
(Amended 06-13, effective 01-14)	
164. Special Needs Driving.....	0
(See SN-010 for Special Needs Driving Guidelines)	
165. Single Fine Harness Viceroy	0
166. Formal Park Driving.....	0
167. Antique Vehicle Driving.....	0
168. Versatility	1
169. Youth Versatility, 12&Under.....	1
170. Youth Versatility, 13 - 18.....	1
171. World Grand Champion Single Pleasure Driving	
172. World Grand Champion Roadster Driving	
173. World Grand Champion Country Pleasure Driving	
174. World Grand Champion Classic Pleasure Driving	
175. World Amateur Grand Champion Junior Mare	
176. World Amateur Grand Champion Senior Mare	
177. World Amateur Grand Champion Junior Stallion	
178. World Amateur Grand Champion Senior Stallion	
179. World Amateur Grand Champion Junior Gelding	

- 180. World Amateur Grand Champion Senior Gelding
- 181. World Supreme Halter Champion

*** The Show Rules committee governing entry to the Championship and World Championship Shows shall be empowered to validate exemptions from stated requirements upon sufficient evidence presented by exhibitor.** Amended 02-14, effective 01-15)

**** Weanling classes will be split at the World and Championship Shows and are optional at local shows.**

***** This class is not a qualifier for Grand Championship classes at any AMHA approved show.**

- B. Point accumulations to qualify for participation in the World Championship Show will stop thirty (30) days prior to the date of the World Championship Show. Points earned in shows held during the thirty-day period prior to the World Championship Show will count towards participation in the World Championship Show in the subsequent year.
- C. Any animal who wins one Grand Championship or two (2) Reserve Championships in halter competition in shows in which at least six (6) horses have competed in that sex division, shall be qualified for the World Championship Show.
- D. Points earned as a stallion for World qualification will carry over to geldings qualification should the horse be gelded. This does not apply for Honor Roll Awards.
- E. All horses placing TOP TEN in their class at one of the AMHA Regional Championship Shows, regardless of the number shown in the same classes as offered at the World Championship Show will AUTOMATICALLY qualify for the same class at the AMHA World Championship Show. (Amended 02-11, effective 01-12)
- F. AMHA World Show Alternative Qualifying
In order to qualify for the AMHA World Show Alternative Qualifying a horse/exhibitor may qualify under the following requirements. All requirements must be specifically met and documented:
 1. The horse/exhibitor must exhibit in a minimum of two (2) AMHA Approved local shows under a minimum of six (6) judges. An AMHA Championship Show qualifies for one (1) local show or three (3) judges.
 - a. Qualifying for the AMHA World Show is considered on a class by class basis. The horse/exhibitor must exhibit in exactly the same class in a minimum of two (2) AMHA Approved local shows under a minimum of six (6) judges to exhibit in the same class during the AMHA World Show.
 2. If a horse/exhibitor wishes to exhibit in a class during the World Show which was not offered during World Show Qualifying period, the following must be forwarded to the AMHA office:

- a. Owners/exhibitors must provide a copy of the class list from the two (2) local shows referenced in #2. Show Location and Show Date must be provided.
 - b. Indicate the class you wish to show in, but was not offered.
3. The above documentation must be submitted on the official AMHA form and received in the AMHA Office before World Show Close of Entries. Requests received after this date will be denied. (Amended 02-11, effective 01-12)

G. International Amateur Qualifying Rule

International Amateur members residing in foreign countries may qualify their horse that is located in the United States, with a trainer, for showing in the amateur division at the World Show as follows:

1. The member exhibits a horse in any amateur halter and/or performance class/classes (excluding amateur driving classes) at two AMHA approved international shows or the AMHA European Regional Championship Show.
2. The amateur horse, located in the USA, must be owned by the amateur or the amateur's immediate family in order to be entered at the World Show.
3. The amateur's horse, located in the USA, must be shown, qualified and entered into the World Show in an Open class.
4. The amateur exhibitor must meet all Amateur Division and World Show rules and pay the applicable World Show fees.
5. All amateur classes are included except the amateur driving classes in this qualifying rule. To qualify in any amateur driving class, the amateur must drive their horse in one show in the USA.

(Amended 02-14, effective 01-15)

WS-035 WORLD & CHAMPIONSHIP GRAND CHAMPION HALTER CLASSES

- A. World and Championship Grand Championship classes shall include the Champion & Reserve Champions, from the appropriate halter classes.
- B. World and Championship Grand Champion Ribbons and Awards: from the respective halter classes a World and Championship Grand Champion and Reserve will receive an appropriate uniform trophy and ribbon.
- C. All World Grand Champions and Reserve World Grand Champions will be drug tested in accordance with AMHA standards and procedures, with all other horses subject to random testing.

WS-036 WORLD & CHAMPIONSHIP GRAND CHAMPION DRIVING CLASSES

- A. World and Championship Grand Championship classes shall include the Champions & Reserve Champions, from

the appropriate driving classes as follows:

1. World and Championship Grand Champion Single Pleasure Driving (World and Championship Champions and Reserve, from classes 134-148)
 2. World and Championship Grand Champion Roadster Driving (World and Championship Champions and Reserve, (from classes 106-113)
 3. World and Championship Grand Champion Country Pleasure Driving, (World and Championship Champions and Reserve, (from classes 118-133)
 4. World and Championship Grand Champion Classic Pleasure Driving, (World and Championship Champions and Reserve, (from classes 149-163)
- B. World and Championship Grand Champion Ribbons and Awards: from the respective driving classes a World and Championship Grand Champion and Reserve will receive an appropriate uniform trophy and ribbon.
- C. All World Grand Champions and Reserve World Grand Champions will be drug tested in accordance with AMHA standards and procedures, with all other horses subject to random testing.

WS-040 WORLD CHAMPION RIBBONS AND AWARDS

- A. First and Second place will receive a trophy, third through tenth place will receive an appropriate award. The World Grand and Reserve World Champion of each Grand shall receive an additional trophy and ribbon that will be similar from year to year.
(Amended 02-06, effective 01-07)
(Amended 02-12, effective 01-13)
- B. All World Championship Show results will be published on the AMHA Website.
(Amended 12-6-03, effective 01-04)

WS-042 CHAMPIONSHIP RIBBONS AND AWARDS

- A. Top Ten will be selected and announced in all classes at the Championship Shows with a Grand and Reserve Champion named.
- B. Uniform trophies and ribbons will be presented at all Championship Shows.
- C. All Championship Show results will be published on the AMHA Website.(Amended 12-6-03, effective 01-04)